

KEY INFORMATION MEMORANDUM

Investment Manager : DSP BlackRock Investment Managers Pvt. Ltd.
Offer of Units at NAV based prices

Open-ended income Schemes

DSP BlackRock Bond Fund (DSPBRBF)
DSP BlackRock Short Term Fund (DSPBRSTF)
DSP BlackRock Treasury Bill Fund (DSPBRTBF)
DSP BlackRock Floating Rate Fund (DSPBRFRF)
DSP BlackRock Strategic Bond Fund (DSPBRSBF)
DSP BlackRock Money Manager Fund (DSPBRMMF)
DSP BlackRock Government Securities Fund (DSPBRGF)
DSP BlackRock Savings Manager Fund (DSPBRSF)

Open-ended liquid Scheme

DSP BlackRock Liquidity Fund (DSPBRLF)

Open-ended growth Schemes

DSP BlackRock Equity Fund (DSPBREF)
DSP BlackRock Focus 25 Fund (DSPBRF25F)
DSP BlackRock Micro Cap Fund (DSPBRMCF)
DSP BlackRock Opportunities Fund (DSPBROF)
DSP BlackRock Top 100 Equity Fund (DSPBRTEF)
DSP BlackRock Technology.com Fund (DSPBRTF)
DSP BlackRock Small and Mid Cap Fund (DSPBRSMF)
DSP BlackRock India T.I.G.E.R. Fund
(The Infrastructure Growth and Economic Reforms Fund) (DSPBRITF)
DSP BlackRock Natural Resources and New Energy Fund (DSPBRNRNEF)

Open-ended balanced Scheme

DSP BlackRock Balanced Fund (DSPBRBaF)

Open-ended equity Linked Savings Scheme

DSP BlackRock Tax Saver Fund (DSPBRTSF)

Open-ended fund of funds Schemes

DSP BlackRock World Gold Fund (DSPBRWGF)
DSP BlackRock World Energy Fund (DSPBRWEF)
DSP BlackRock World Mining Fund (DSPBRWMF)

Schemes re-opened for continuous sale and repurchase on the below mentioned dates :

DSPBREF - Regular	: 30-04-1997	DSPBRMMF - Regular & Institutional	: 03-08-2006
DSPBRBF	: 30-04-1997	DSPBRSMF - Regular & Institutional	: 16-11-2006
DSPBRLF - Regular	: 16-03-1998	DSPBRTSF	: 22-01-2007
DSPBRBaF	: 31-05-1999	DSPBREF - Institutional	: 01-04-2007
DSPBRGF/ DSPBRTBF	: 01-10-1999	DSPBROF - Institutional	: 01-04-2007
DSPBROF - Regular	: 18-05-2000	DSPBRTEF - Institutional	: 01-04-2007
DSPBRTF - Regular	: 18-05-2000	DSPBRITF - Institutional	: 01-04-2007
DSPBRSTF	: 11-09-2002	DSPBRSBF - Regular & Institutional	: 09-05-2007
DSPBRTEF - Regular	: 11-03-2003	DSPBRWGF - Regular	: 14-09-2007
DSPBRFRF - Regular	: 14-05-2003	DSPBRWGF - Institutional	: 01-10-2008
DSPBRITF - Regular	: 14-06-2004	DSPBRTF - Institutional	: 15-01-2008
DSPBRSF	: 14-06-2004	DSPBRNRNEF - Regular & Institutional	: 28-04-2008
DSPBRFRF - Institutional	: 19-10-2005	DSPBRWEF - Regular & Institutional	: 18-08-2009
DSPBRLF - Institutional	: 24-11-2005	DSPBRWMF - Regular & Institutional	: 05-01-2010
		DSPBRMCF - Regular & Institutional	: 15-06-2010
		DSPBRF25F	: 15-06-2010

SPONSOR

DSP HMK HOLDINGS PVT. LTD.
and
DSP ADIKO HOLDINGS PVT. LTD.
(Collectively)
1103, Stock Exchange Towers,
Dalal Street, Fort,
Mumbai - 400 023.
Tel.: 022-2272 2731
Fax: 022-2272 2753

SPONSOR

BLACKROCK

BlackRock Inc.
40 East 52nd Street,
New York, NY 10022, USA.

ASSET MANAGEMENT COMPANY

DSP BlackRock
INVESTMENT MANAGERS

DSP BlackRock
Investment Managers Pvt. Ltd.
Mafatlal Centre,
10th Floor,
Nariman Point,
Mumbai - 400021.
Tel: 022- 6657 8000
Fax: 022-6657 8181

TRUSTEE

DSP BlackRock
TRUSTEE COMPANY PRIVATE LIMITED

DSP BlackRock Trustee
Company Pvt. Ltd.
Mafatlal Centre,
10th Floor,
Nariman Point,
Mumbai - 400021.
Tel: 022- 6657 8000
Fax: 022-6657 8181

CUSTODIAN



Citibank, N.A.
Trent House, 3rd Floor,
G Block, Plot No.60,
Next to Citibank, BKC,
Bandra (E), Mumbai 400 051
Tel: 022-4029 6227
Fax: 022-2653 2205 / 2348

REGISTRAR



Computer Age Management
Services Pvt. Ltd.
Rayala Towers, Tower I,
158 Anna Salai,
Chennai - 600 002.
Tel: 044-2852 1596 / 0516
Fax: 044-4203 2952

AUDITORS TO THE MUTUAL FUND

S.R. Batliboi & Co.

6th Floor, Express Towers
Nariman Point,
Mumbai - 400 021
Tel No : 022 6657 9200
Fax No :022 6657 6401

RISK PROFILE OF THE SCHEMES

Mutual Fund units involve investment risks including the possible loss of principal. Please read the SID carefully for details on risk factors before investing.
Scheme specific risk factors are summarized below:

Category	Scheme	DSPBRLF	DSPBRMMF	DSPBRFRF	DSPBRSTF	DSPBRBF	DSPBRSBF	DSPBRGF	DSPBRTBF	DSPBRBaIF	DSPBRSF
Fixed Income	Credit Rating Risk	✓	✓	✓	✓	✓	✓	✓	✓	✓	✓
Fixed Income	Credit Risk & Market Risk	✓	✓	✓	✓	✓	✓	✓	✓	✓	✓
General	Investor Concentration Risk	✓	✓	✓	✓	✓	✓	✓	✓	✓	✓
General	Liquidity Risk on account of unquoted and unlisted securities	✓	✓	✓	✓	✓	✓	✓	✓	✓	✓
General	Market Liquidity Risk	✓	✓	✓	✓	✓	✓	✓	✓	✓	✓
General	Re-investment Risk	✓	✓	✓	✓	✓	✓	✓	✓	✓	✓
General	Floating rate securities risk	✓	✓	✓	✓	✓	✓	✓	✓	✓	✓
General	Securitized Assets Risks	✓	✓	✓	✓	✓	✓	✓	✓		✓
General	Large Capitalisation companies									✓	✓
General	Small and Mid Capitalisation companies									✓	✓
General	Term Structure of Interest Rates (TSIR) Risk	✓	✓	✓	✓	✓	✓	✓	✓	✓	✓
General	Stock - lending Risk	✓	✓	✓	✓	✓	✓	✓	✓	✓	✓
General	Derivative Risk	✓	✓	✓	✓	✓	✓	✓	✓	✓	✓
General	Tax exemption on Dividend distribution Risk									✓	
GILT	Interest Rate Risk with government securities	✓	✓	✓	✓	✓	✓	✓	✓	✓	✓
GILT	Market Liquidity Risk with government securities	✓	✓	✓	✓	✓	✓	✓	✓	✓	✓
GILT	Floating rate government securities Risk	✓	✓	✓	✓	✓	✓	✓	✓	✓	✓
International	Country Risk in International Funds										
International	Currency Risk in International Funds										
International	Expense Risk in international funds										
International	Investment Policy and/or fundamental attribute change risks in international funds										
International	Liquidity Risk in International Funds										
International	Portfolio Disclosure Risk in international funds										
International	Risks related to BlackRock Global Funds – World Gold Fund										
International	Risks related to BlackRock Global Funds – New Energy Fund & BlackRock Global Funds – World Energy Fund										
International	International funds - Derivatives Risk										
International	International funds - Emerging Markets										
International	International funds - Restrictions on Foreign Investment										
International	International funds - Smaller Capitalisation Companies										
International	International funds - Sovereign Debt										
International	International - Risks associated with ADRs/GDR/ foreign securities		✓				✓				
Sector	Intellectual Property and Individual Risk in Technology, Media and Telecom Sectors										
Sector	Infrastructure sector and/or economic reforms related risks										
Sector	Sector Concentration Risk										
Sector	Technology, Media and Telecom Sector Concentration Risk										

RISK PROFILE OF THE SCHEMES

Mutual Fund units involve investment risks including the possible loss of principal. Please read the SID carefully for details on risk factors before investing.

Scheme specific risk factors are summarised below:

Category	Scheme	DSPBROF	DSPBRTF	DSPBRTF	DSPBREF	DSPBRTF	DSPBRSMF	DSPBRTSF	DSPBRNRNEF	DSPBRWGF	DSPBRWEF	DSPBRWMF	DSPBRMCF	DSPBRF25F
Fixed Income	Credit Rating Risk	✓	✓	✓	✓	✓	✓	✓	✓	✓	✓	✓	✓	✓
Fixed Income	Credit Risk & Market Risk	✓	✓	✓	✓	✓	✓	✓	✓	✓	✓	✓	✓	✓
General	Investor Concentration Risk	✓	✓	✓	✓	✓	✓	✓	✓	✓	✓	✓	✓	✓
General	Liquidity Risk on account of unquoted and unlisted securities	✓	✓	✓	✓	✓	✓	✓	✓	✓	✓	✓	✓	✓
General	Market Liquidity Risk	✓	✓	✓	✓	✓	✓	✓	✓	✓	✓	✓	✓	✓
General	Re-investment Risk	✓	✓	✓	✓	✓	✓	✓	✓	✓	✓	✓	✓	✓
General	Floating rate securities risk	✓	✓	✓	✓	✓	✓	✓	✓	✓	✓	✓	✓	✓
General	Securitised Assets Risks	✓	✓	✓	✓	✓	✓	✓	✓				✓	
General	Large Capitalisation companies	✓	✓	✓	✓	✓	✓	✓	✓				✓	✓
General	Small and Mid Capitalisation companies	✓	✓		✓	✓	✓	✓	✓				✓	✓
General	Term Structure of Interest Rates (TSIR) Risk	✓	✓	✓	✓	✓	✓	✓	✓	✓	✓	✓	✓	✓
General	Stock - lending Risk	✓	✓	✓	✓	✓	✓	✓	✓				✓	✓
General	Derivative Risk	✓	✓	✓	✓	✓	✓	✓	✓				✓	✓
General	Tax exemption on Dividend distribution Risk	✓	✓	✓	✓	✓	✓	✓	✓				✓	✓
GILT	Interest Rate Risk with government securities	✓	✓	✓	✓	✓	✓	✓	✓					
GILT	Market Liquidity Risk with government securities	✓	✓	✓	✓	✓	✓	✓	✓					
GILT	Floating rate government securities Risk	✓	✓	✓	✓	✓	✓	✓	✓					
International	Country Risk in International Funds								✓	✓	✓	✓		
International	Currency Risk in International Funds								✓	✓	✓	✓		
International	Expense Risk in international funds								✓	✓	✓	✓		
International	Investment Policy and/or fundamental attribute change risks in international funds								✓	✓	✓	✓		
International	Liquidity Risk in International Funds								✓	✓	✓	✓		
International	Portfolio Disclosure Risk in international funds								✓	✓	✓	✓		
International	Risks related to BlackRock Global Funds - World Gold Fund									✓				
International	Risks related to BlackRock Global Funds - New Energy Fund & BlackRock Global Funds - World Energy Fund								✓		✓			
International	Risks related to BlackRock Global Funds - World Mining Fund											✓		
International	International funds - Derivatives Risk								✓	✓	✓	✓		
International	International funds - Emerging Markets								✓	✓	✓	✓		
International	International funds - Restrictions on Foreign Investment								✓	✓	✓	✓		
International	International funds - Smaller Capitalisation Companies								✓	✓	✓	✓		
International	International funds - Sovereign Debt								✓	✓	✓	✓		
International	International - Risks associated with ADRs/GDR/foreign securities	✓	✓			✓	✓	✓	✓	✓	✓	✓		
Underlying Scheme	Credit Risk and Market Risk in Underlying Schemes									✓	✓	✓		
Underlying Scheme	TSIR Risks in Underlying Schemes									✓	✓	✓		
Sector	Intellectual Property and Individual Risk in Technology, Media and Telecom Sectors					✓								
Sector	Infrastructure sector and/or economic reforms related risks		✓											
Sector	Sector Concentration Risk	✓												✓
Sector	Technology, Media and Telecom Sector Concentration Risk					✓								

RISK PROFILE OF THE SCHEMES (CONT D)

Risk associated with transaction in Units through the Stock Exchange mechanism: In respect of transactions in the Units of the Schemes through NSE and/or BSE or any other recognized stock exchange, allotment and redemption of Units on any Business Day will depend upon the order processing/settlement by NSE, BSE or such other exchange and their respective clearing corporations on which the Mutual Fund has no control. Further, transactions conducted through the stock exchange mechanism shall be governed by the operating guidelines and directives issued by SEBI, NSE, BSE or such other recognized exchange in this regard.

INFORMATION COMMON TO ALL SCHEMES

Applicable NAV for continuous repurchase and sale

DSPBRLF

- **Purchase/Switch-in** – Where the application is received (i) upto cut off time of 2.00 p.m. on a business day at the official point(s) of acceptance and funds for the entire amount of subscription/purchase/switch-in are available for utilization before the cut-off time: NAV at the close of the day immediately preceding the business day of receipt of application. (ii) After 2.00 pm, with funds available for utilisation on the same day: NAV at the close of the day immediately preceding the next Business Day. (iii) Before or after 2.00 pm, with funds not available for utilization on the same day: NAV at the close of the day immediately preceding the business day on which the funds are available for utilization.

Where the application is received on a non-business day, it will be treated as if received on next business day.

- **Redemption/Switch-out** – Application received on any Business Day at the official points of acceptance of transactions: (i) Upto 3.00 p.m.: NAV of the day immediately preceding the next Business Day; (ii) After 3.00 p.m.: NAV of the next Business Day.

DSPBREF, DSPBRBF, DSPBRGF, DSPBRTBF, DSPBRBF, DSPBROF, DSPBRTF, DSPBRSTF, DSPBRTEF, DSPBRITF, DSPBRSF, DSPBRTSF, DSPBRSMF, DSPBRMMF, DSPBRSBF, DSPBRFRF, DSPBRWGF, DSPBRWEF, DSPBRNRNEF, DSPBRWMF, DSPBRMCF & DSPBRF25F.

- **Purchase/Switch-in** : Application received on any Business Day at the official points of acceptance of transactions along with a local cheque or a demand draft payable at par at the place of submission of the application: (i) Upto 3.00 p.m. - NAV of the same day (ii) After 3.00 p.m. - NAV of the next Business Day. In respect of applications along with outstation cheques/demand drafts not payable at the place of submission of the application, closing NAV of the day on which the cheque/ demand draft is credited shall be applicable.

With respective fixed income/debt scheme, where a purchase/switch in application with amount greater than or equal to Rs. 1 crore is received at the official points of acceptance of transaction, the Applicable NAV will be the NAV of the business day on which the funds are available for utilization before the cut off timings i.e. 3.00 pm.

Where the application is received on a non-business day, it will be treated as if received on next business day.

- **Repurchase/Redemption/Switch-out** : Application received on any Business Day at the official points of acceptance of transactions: (i) Upto 3.00 p.m. - NAV of the same day. (ii) After 3.00 p.m. - NAV of the next Business Day.

With respect to investors who transact through the stock exchange, Applicable NAV shall be reckoned on the basis of the time stamping as evidenced by confirmation slip given by stock exchange mechanism.

Despatch of Repurchase (Redemption) Request : Within 10 working days of the receipt of the redemption request at the authorised centre of DSP BlackRock Mutual Fund.

Name of the Trustee Company : DSP BlackRock Trustee Company Pvt. Ltd.

Tax Treatment for the Investors (Unit Holders) :

Investors are advised to refer to the details in the SAI. In view of the individual nature of tax benefits, each investor is also advised to consult his or her own tax consultant with respect to the specific tax implications arising out of his or her participation in the scheme concerned.

Waiver of Entry Load

In accordance with the requirements specified by SEBI circular no. SEBI/IMD/CIR No.4/168230/09 dated June 30, 2009 no entry load will be charged with respect to applications for purchase/additional purchase/switch-in accepted by DSP BlackRock Mutual Fund with effect from August 01, 2009. Similarly, no entry load will be charged with respect to applications for registrations under Systematic Investment Plans (SIP) /Systematic Transfer Plans (STP), with effect from August 01, 2009.

The upfront commission on investment made by the investor shall be paid to the ARN Holder directly by the investor, based on the investor's assessment of various factors including service rendered by the ARN Holder.

Daily Net Asset Value (NAV) Publication : NAV will be declared on all Business Days and will be published in two newspapers. NAV can also be viewed on www.dspblackrock.com and www.amfiindia.com. You can also call us at : 1-800-200-4499.

For Investor Grievances Please Contact : Computer Age Management Services Pvt. Ltd., Rayala Towers, Tower I, 3rd Floor, 158 Anna Salai, Chennai - 600 002. Tel: 044-2852 1596 / 0516 Fax: 044-4203 2952 E-mail id: enq_d@camsonline.com OR DSP BlackRock Mutual Fund, Maker Chamber VI, Office No. 126/127, 12th Floor, Jamnalal Bajaj Road, Nariman Point, Mumbai - 400 021. Tel.: 022-66718000; Fax: 022-66718031; E-mail id: service@dspblackrock.com. For any grievance with respect to transactions through BSE and/or NSE, the investors/Unit holders should approach either their stock broker or the investor grievance cell of the respective stock exchange.

Unit Holders Information

Account Statements: Account statements stating the number of Units will be sent by ordinary post and/or electronic mail to Unit Holders within the following periods:

- For fresh/additional purchase: Within 5 Business Days from the date of allotment of Units.
- For redemption/switch: Within 3 Business Days from the date of acceptance of redemption request or Applicable NAV, whichever is later.
- For SIP/SWP/STP: Within 10 Business Days from the end of each quarter (March, June, September, December).
- Where investor desires to hold units in dematerialized form, demat statement shall be provided by the Depository Participant in such form and in such manner and at such time as provided in the agreement with the beneficial owner. The statement provided by the Depository Participant will be equivalent to an account Statement, and no further statement shall be issued by the Mutual Fund.

For more details, please refer the SID.

Half yearly portfolio Disclosure: Full portfolio in the prescribed format shall be disclosed either by publishing it in one national English daily newspaper circulating in the whole of India and in a newspaper published in the language of the region where the Head Office of the Mutual Fund is situated or by sending it to the Unit Holders within one month from the end of each half-year, that is as on March 31 and September 30. It shall also be displayed on www.dspblackrock.com.

Annual Financial results: The annual report of the Schemes or the abridged summary thereof will be sent to all Unit Holders not later than four months from the end of the relevant financial year i.e. March 31 each year. Whenever the report is sent in the abridged form, the full annual report will be available for inspection at the registered office of the Trustee, and a copy made available on request to the Unit Holders on payment of a nominal fee. The full Annual Report shall also be displayed on www.dspblackrock.com.

Date: July 30, 2011

COMPARISON BETWEEN THE SCHEMES

Scheme Name	Investment Objective	Number of Folios (June 30, 2011)		AUM (June 30, 2011) (Rs. Crore)	
		Scheme/Regular Plan	Institutional Plan	Scheme/Regular Plan	Institutional Plan
DSPBRSBF	An open ended income scheme, seeking to generate optimal returns with high liquidity through active management of the portfolio by investing in high quality debt and money market securities.	416	22	7.16	487.74
DSPBRBaIf	An open ended balanced Scheme, seeking to generate long term capital appreciation and current income from a portfolio constituted of equity and equity related securities as well as fixed income securities (debt and money market securities).	30,339	-	750.02	-
DSPBRBF	An open ended income Scheme, seeking to generate an attractive return, consistent with prudent risk, from a portfolio which is substantially constituted of high quality debt securities, predominantly of issuers domiciled in India. As a secondary objective, the Scheme will seek capital appreciation.	1,885	-	42.64	-
DSPBREF	An open ended growth Scheme, seeking to generate long term capital appreciation, from a portfolio that is substantially constituted of equity securities and equity related securities of issuers domiciled in India.	1,65,350	6	2,462.49	160.37
DSPBRFRF	An open ended income Scheme, seeking to generate interest income through investments in acceptable floating rate assets commensurate with the credit risk. The Scheme may also invest in fixed rate debt securities.	6,414	28	154.07	274.54
DSPBRGF	An open ended income Scheme, seeking to generate income through investment in Central Government Securities of various maturities.	980	-	64.57	-
DSPBRTBF	An open ended income scheme, seeking to generate income through investment in a portfolio comprising of Treasury Bills and other Central Government Securities with a residual maturity less than or equal to 1 year.	94	-	2.88	-
DSPBRITF	An open ended diversified equity Scheme, seeking to generate capital appreciation, from a portfolio that is substantially constituted of equity securities and equity related securities of corporates, which could benefit from structural changes brought about by continuing liberalization in economic policies by the Government and/or from continuing investments in infrastructure, both by the public and private sector.	3,10,158	5	2,069.32	18.16
DSPBRLF	An open ended income Scheme, seeking to generate a reasonable return commensurate with low risk and a high degree of liquidity, from a portfolio constituted of money market securities and high quality debt securities.	5,090	119	153.01	2,513.29
DSPBRMMF	An open ended income Scheme, seeking to generate reasonable returns commensurate with low risk and a high degree of liquidity, from a portfolio constituted of money market securities and high quality debt securities.	9,789	245	559.00	1,878.61
DSPBRNRNEF	An open ended equity growth scheme, whose primary investment objective is to seek to generate capital appreciation and provide long term growth opportunities by investing in equity and equity related securities of companies domiciled in India whose predominant economic activity is in the (a) discovery, development, production, or distribution of natural resources, viz., energy, mining etc; (b) alternative energy and energy technology sectors, with emphasis given to renewable energy, automotive and on-site power generation, energy storage and enabling energy technologies. The Scheme will also invest a certain portion of its corpus in the equity and equity related securities of companies domiciled overseas, which are principally engaged in the discovery, development, production or distribution of natural resources and alternative energy and/or the units/shares of BGF - NEF, BGF - WEF and similar other overseas mutual fund schemes. The secondary objective is to generate consistent returns by investing in debt and money market securities.	33,328	-	143.83	-
DSPBROF	An open ended growth Scheme, seeking to generate long term capital appreciation and whose secondary objective is income generation and the distribution of dividend from a portfolio constituted of equity and equity related securities concentrating on the investment focus of the Scheme.	56,990	-	743.13	-
DSPBRSF	An Open Ended Income Scheme, seeking to generate income, consistent with prudent risk, from a portfolio which is substantially constituted of quality debt securities. The DSPBRSF will also seek to generate capital appreciation by investing a smaller portion of its corpus in equity and equity related securities of issuers domiciled in India.	14,579	-	235.23	-
DSPBRSTF	An open ended income Scheme, seeking to generate income commensurate with prudent risk, from a portfolio constituted of money market securities, floating rate debt securities and debt securities.	2,961	-	435.93	-
DSPBRSMF	An open ended equity growth scheme, primarily seeking to generate long term capital appreciation from a portfolio substantially constituted of equity and equity related securities, which are not part of top 100 stocks by market capitalization.	1,69,482	-	1,245.26	-
DSPBRTSF	An open ended equity linked savings scheme, whose primary investment objective is to seek to generate medium to long-term capital appreciation from a diversified portfolio that is substantially constituted of equity and equity related securities of corporates, and to enable investors avail of a deduction from total income, as permitted under the Income Tax Act, 1961 from time to time.	2,77,056	-	831.32	-
DSPBRTF	An open ended growth Scheme, seeking to generate long term capital appreciation, and whose secondary objective is income generation and the distribution of dividend from a portfolio constituted of equity and equity related securities concentrating on the investment focus of the Scheme.	12,241	-	62.95	-
DSPBRTEF	An open ended growth Scheme, seeking to generate capital appreciation, from a portfolio that is substantially constituted of equity securities and equity related securities of the 100 largest corporates, by market capitalisation, listed in India.	2,66,758	6	2,941.19	152.34
DSPBRWGF	An open ended Fund of Funds scheme, whose primary objective is to seek capital appreciation by investing predominantly in units of BlackRock Global Funds - World Gold Fund (BGF - WGF). The Scheme may, at the discretion of the Investment Manager, also invest in the units of other similar overseas mutual fund schemes, which may constitute a significant part of its corpus. The Scheme may also invest a certain portion of its corpus in money market securities and/or units of money market/ liquid schemes of DSP BlackRock Mutual Fund, in order to meet liquidity requirements from time to time.	86,423	-	1,000.17	-
DSPBRWMF	An open ended Fund of Funds Scheme investing in international funds and the primary investment objective of the Scheme is to seek capital appreciation by investing predominantly in the units of BlackRock Global Funds - World Mining Fund (BGF - WMF). The Scheme may, at the discretion of the Investment Manager, also invest in the units of other similar overseas mutual fund schemes, which may constitute a significant part of its corpus. The Scheme may also invest a certain portion of its corpus in money market securities and/or money market/liquid schemes of DSP BlackRock Mutual Fund (Fund), in order to meet liquidity requirements from time to time. There is no assurance that the investment objective of the Scheme will be realized.	9,049	-	152.36	-
DSPBRWEF	An open ended Fund of Funds Scheme investing in international funds and the primary investment objective of the Scheme is to seek capital appreciation by investing predominantly in the units of BlackRock Global Funds - World Energy Fund (BGF - WEF) and BlackRock Global Funds - New Energy Fund (BGF - NEF). The Scheme may, at the discretion of the Investment Manager, also invest in the units of other similar overseas mutual fund schemes, which may constitute a significant part of its corpus. The Scheme may also invest a certain portion of its corpus in money market securities and/or money market/liquid schemes of DSP BlackRock Mutual Fund, in order to meet liquidity requirements from time to time. There is no assurance that the investment objective of the Scheme will be realized.	11,428	-	281.77	-
DSPBRF25F	An open ended equity growth scheme seeking to generate long-term capital growth from a portfolio of equity and equity-related securities including equity derivatives. The portfolio will largely consist of companies, which are amongst the top 200 companies by market capitalisation. The portfolio will limit exposure to companies beyond the top 200 companies by market capitalization upto 20% of the net asset value. The Scheme will normally hold equity and equity-related securities including equity derivatives, of upto 25 companies. Further, the Scheme will also have at least 95% of the invested amount (excluding investments in debt securities, money market securities and cash and cash equivalents) across the top 25 holdings in the portfolio. The Scheme may also invest in debt and money market securities, for defensive considerations and/or for managing liquidity requirements. There can be no assurance that the investment objective of the Scheme will be realized.	62,668	-	677.46	-
DSPBRMCF	An open ended equity growth scheme seeking to generate long term capital appreciation from a portfolio that is substantially constituted of equity and equity related securities, which are not part of the top 300 companies by market capitalization. From time to time, the Investment Manager will also seek participation in other equity and equity related securities to achieve optimal portfolio construction. This shall be the fundamental attribute of the Scheme.	69,931	-	468.58	-

RISK MANAGEMENT STRATEGIES

Applicable to all Schemes other than DSPBRGF and DSPBRTBF	<ul style="list-style-type: none"> • Market Liquidity Risk and Liquidity Risk on account of unlisted securities: The liquidity risk will be managed and/or sought to be addressed by creating a portfolio which has adequate access to liquidity. The Investment Manager will select fixed income securities, which have or are expected to have high secondary market liquidity. There is good secondary market liquidity in government securities. As far as other long dated fixed income securities are concerned, the endeavour will be to invest in high quality names example bonds issued by public sector entities. Market Liquidity Risk will be managed actively within the portfolio liquidity limits. The first access to liquidity is through cash and fixed income securities. The investment in unlisted securities will be minimal and regularly monitored by the risk management team. • Credit Risk & Market Risk: Credit Risk & Market Risk associated with Fixed Income securities will be managed by making investments in securities issued by borrowers, which have a very good credit profile. The risk management team assigns limits for each of the issuer [other than government of India]; these limits are for the amount as well as maximum permissible tenor for each issuer. The credit process ensures that issuer level review is done at inception as well as periodically by taking into consideration the balance sheet and operating strength of the issuer. • Term Structure of Interest Rates (TSIR) Risk: The Investment Manager will endeavour to actively manage the duration based on the ensuing market conditions. • Credit Rating Risk: As the endeavour is to invest in high grade/quality securities, which are preferably rated AA+ or equivalent by rating agencies, the probability of rating downgrade is low. The due diligence performed by the risk management team before assigning credit limits should mitigate company-specific issues. • Re-investment Risk: Re-investment Risk is prevalent for fixed income securities but as these are all long duration schemes, the primary risk is on account of interest rate risk. The Investment Manager will endeavour that besides the tactical and/or strategic interest rate calls, the portfolio is fully invested.
Applicable to DSPBRMMF & DSPBRSBF	<ul style="list-style-type: none"> • Liquidity Risk on account of unquoted and unlisted securities and Market Liquidity Risk: The liquidity risk will be managed and/or sought to be addressed by creating a portfolio which has adequate access to liquidity. The Investment Manager will select fixed income securities, which have or are expected to have high secondary market liquidity. There is good secondary market liquidity in government securities. As far as other fixed income securities are concerned, the endeavour will be to invest in certificates of deposits issued by high quality names like scheduled commercial banks. Market Liquidity Risk will be managed actively within the portfolio liquidity limits. The first access to liquidity is through cash and very short duration fixed income securities (including Collateralised Borrowing & Lending Obligation, also known as CBLO). The investment in unlisted securities will be minimal and regularly monitored by the risk management team.
Applicable to DSPBRMMF, DSPBRSBF, DSPBRFRF, DSPBRBF, DSPBRLF & DSPBRSTF	<ul style="list-style-type: none"> • Risk associated with floating rate securities: The price discovery process in floating rate securities is very limited, which leads to restricted market liquidity as market participants are not able to price these securities properly. One of the main reasons for lack of price discovery is the valuation of basis risk embedded in these securities. Besides this the current guidelines for valuation of floating rate securities treat such securities at par with fixed income securities with the same terminal maturity. With this incremental investments in floating rate securities are going to be very limited. We have clearly defined limits in our internal fund management guidelines for investment in long term floating rate securities, which is monitored by the risk management team.
Applicable to DSPBRGF and DSPBRTBF and Schemes which invest in Government Securities	<ul style="list-style-type: none"> • Market Liquidity Risk with fixed rate Government securities: Amongst all the segments of the fixed income market in India, the government securities market demonstrates the highest market liquidity. The liquidity varies from security to security with benchmark securities for the reference tenors like 10 years, 5 years etc. showing relatively higher market liquidity. With time, the benchmark liquidity changes and hence liquidity propagates from one security to the other. The liquidity risk will be managed and/or sought to be addressed by creating a portfolio which has adequate access to liquidity. The Investment Manager will select fixed income securities, which have or are expected to have high secondary market liquidity. • Interest Rate Risk associated with Government securities: Both DSPBRGF and DSPBRTBF are expected to have higher duration as they invest in longer dated securities. The Investment Manager will endeavour to actively manage the duration based on the ensuing market conditions. As the nature of the schemes is to higher duration, the interest rate risk cannot be eliminated and it exists as it is the primary feature of the scheme by providing investors access to a higher interest rate risk portfolio, which would benefit in a declining interest rate environment. • Risks associated with floating rate Government securities: Although floating rate government securities are expected to have lower interest rate risk, the lack of price discovery creates restricted market liquidity as market participants are not able to price these securities properly. One of the main reasons for lack of price discovery is the valuation of basis risk embedded in these securities. Besides this the current guidelines for valuation of floating rate securities treat such securities at par with fixed income securities with the same terminal maturity. With this incremental investments in floating rate securities are going to be very limited. We have clearly defined limits in our internal fund management guidelines for investment in long term floating rate securities, which is monitored by the risk management team.
Applicable to DSPBRITF	<ul style="list-style-type: none"> • Risks associated with companies operating in Infrastructure sector and/or where economic reforms are expected: This is the primary risk in the Scheme as the investment objective is to invest in companies operating in the infrastructure sector and/or where economic reforms are expected. As government policy defines both investments in the infrastructure sector as well as policy reforms, there exists a very high policy related risk. On its part, the endeavour would be to invest in companies, where adequate due diligence has been performed by the Investment Manager. Besides using research inputs from third party research companies, the Investment Manager will also rely on its own research. This involves one to one meetings with the management of companies, attending conferences and analyst meets and also tele-conferences. The company-wise analysis will focus, amongst others, on the historical and current financial condition of the company, potential value creation/unlocking of value and its impact on earnings growth, capital structure, business prospects, policy environment, strength of management, responsiveness to business conditions, product profile, brand equity, market share, competitive edge, research, technological know-how and transparency in corporate governance.
Applicable to DSPBROF	<ul style="list-style-type: none"> • Sector Concentration Risk: Sector Concentration Risk: In the case of DSPBROF, the investment objective is to have portfolio, which has high concentration in select sectors. The sector selection process of the Investment Manager will seek investments in sectors, where there is visibility in earnings. To mitigate excessive concentration in a sector, there are internal fund manager guidelines, which have maximum active/passive limits per sector and per stock vis- -vis the benchmark. However this cannot defeat the expected volatility in the returns. The investors need to be aware of the sector concentration risk as this is the investment objective of the Scheme.
Applicable to DSPBRSMF	<ul style="list-style-type: none"> • Risks associated with Small and Mid Cap companies: This is the primary risk in the Scheme as at least 65% of the NAV will be invested in companies, which are outside the top 100 companies by market capitalization. The Investment Manager endeavours to invest in companies, where adequate due diligence has been performed by the Investment Manager. As these companies are not very well researched by third party research companies, the Investment Manager relies on its own research. This involves one to one meetings with the management of companies, attending conferences and analyst meets and also tele-conferences. The company-wise analysis will focus, amongst others, on the historical and current financial condition of the company, potential value creation/unlocking of value and its impact on earnings growth, capital structure, business prospects, policy environment, strength of management, responsiveness to business conditions, product profile, brand equity, market share, competitive edge, research, technological know-how and transparency in corporate governance.
Applicable to DSPBRTF	<ul style="list-style-type: none"> • Technology, Media and Telecom Sector Concentration Risk: DSPBRTF has primary investment objective to invest in Technology, Media and Telecommunications sectors. Being a sector fund, it will have higher risk as compared to a diversified equity fund. Besides this, the allocation amongst the three sub-sectors will also influence the performance of the fund. The sector selection process of the Investment Manager will seek investments in sectors, where there is visibility in earnings. The Investment Manager will endeavour due diligence in the sector allocation and stock selection. The investors are informed that a pure sector fund will have high volatility. This risk cannot be defeased and is the primary feature of the Scheme. • Intellectual Property and Individual Risk in Technology, Media and Telecom Sectors: All the three sub-sector are new age sectors and are exposed to disruptive technologies as well as human resources risk. Most of these companies are operating in high growth areas where the future growth and expected scalability drives the price performance. The Investment Manager will focus on companies with strong managements, responsiveness to business conditions, product profile, brand equity, market share, competitive edge, research, technological know-how and transparency in corporate governance besides financial condition of the company, potential value creation/unlocking of value and its impact on earnings growth, capital structure, business prospects and policy environment. The Investment Manager believes the good managements create good and sustainable companies and hence management quality will be a key differentiator.
Applicable to DSPBRTEF	<ul style="list-style-type: none"> • Risks associated with Large Cap companies: DSPBRTEF invests in companies which are amongst the top 100 companies by market capitalization. These companies are expected to have higher market liquidity and are very well researched by third party research houses. Our internal fund manager guidelines have maximum active/passive limits per sector and per stock vis- -vis the benchmark to mitigate excessive risk concentration. Being an equity oriented scheme, it has equity price risk, which cannot be defeased.

RISK MANAGEMENT STRATEGIES

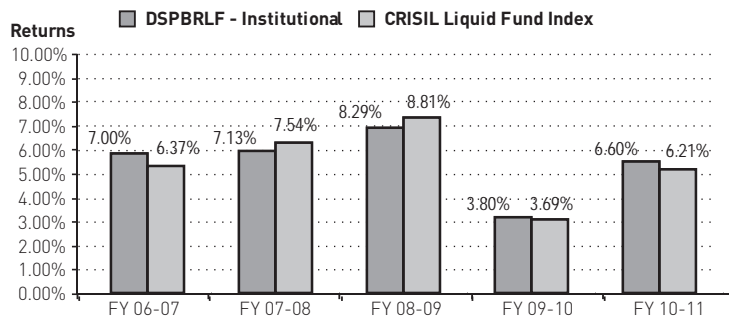
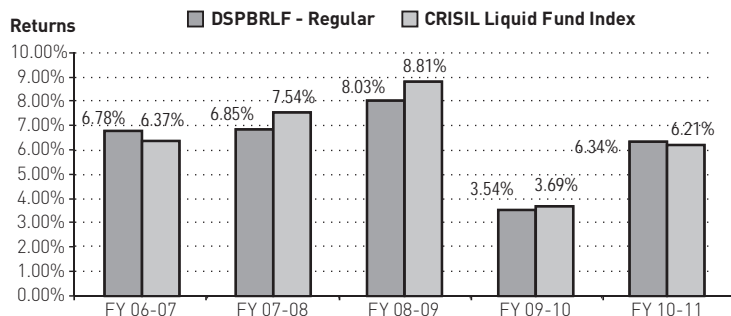
Applicable to DSPBRWGF, DSPBRWEF and DSPBRWMF	<p>Risk associated with underlying schemes</p> <ul style="list-style-type: none"> • Credit Risk & Market Risk associated with Fixed Income securities will be managed by making investments for cash management purposes, in very short duration fixed income securities (including Collateralised Borrowing & Lending Obligation, also known as CBL0), which have high credit quality and are preferably rated P1+ or equivalent by rating agencies like CRISIL, ICRA or Fitch. • Term Structure of Interest Rates (TSIR) Risk: Term Structure of Interest Rates (TSIR) Risk will be managed by making investments for cash management purposes, in very short duration fixed income securities (including Collateralised Borrowing & Lending Obligation, also known as CBL0), which have low probability of negative returns on account of increase in interest rates. • Liquidity Risk on account of investments in international funds: The investments are made in international funds, which provide daily liquidity. However there exists a possibility that different settlement cycles and foreign exchange conversion could leads to delay in receipt of redemption proceeds. To mitigate this risk, daily cash management monitoring is performed by the risk management team by taking into consideration future cash flows on account of redemptions as well as subscriptions into/from the domestic fund. The endeavor is to maintain an adequate liquidity cushion in Indian Rupee terms by making investments in very short term money market instruments and/or liquid schemes in India. • Expense Risks associated with investments in international funds: Any increase in the expense structure of the international funds is not expected to have any impact as the aggregate of expenses incurred by the Indian Fund-of-Funds scheme and the underlying international funds is subject to limits prescribed by SEBI. • Portfolio Disclosure Risks associated with investments in international funds: Although full portfolio disclosure is not available at the end of each month, top ten holdings as well as sector holdings are made available at the end of each month for the international fund. Full portfolio holdings can be obtained from underlying international funds with a three month lag i.e. March portfolio can be obtained at the end of June. • Investment Policy and/or fundamental attribute change risks associated with investments in international funds: Investments are made in such international funds, which have similar investment objectives to the domestic fund in India. However there exists possibility that there is a change in the fundamental attributes of the international fund. In such circumstances, the Investment Manager will seek to invest in other international funds, which have the same investment objective as the domestic fund. • Risks associated with investments in BGF- WGF/BGF-NEF/BGF-WEF/BGF-WMF: To the extent of the investments in BGF-WGF, BGF-NEF, BGF-WEF and BGF-WMF by the respective Schemes, the risks of BGF-WGF, BGF-NEF, BGF-WEF and BGF-WMF respectively will exist. The investors should note that these risks cannot be defeated as these are international funds managed by BlackRock. However, as part of our due diligence, we have chosen funds, which have long term performance track record, stability of fund management team and are accredited by third party funds evaluators like S&P, Morningstar and OHSR.
Applicable to DSPBRNRNEF	<ul style="list-style-type: none"> • Expense Risks associated with investments in international funds: Any increase in the expense structure of the international funds is not expected to have any impact as the aggregate of expenses incurred by the Indian Fund-of-Funds scheme and the underlying international funds is subject to limits prescribed by SEBI. • Risks associated with investments in BGF-NEF and BGF-WEF: Risks associated with investments in BGF- NEF and BGF-WEF: To the extent of the investments in BGF-NEF and BGF-WEF by DSPBRNRNEF, the risks of BGF-NEF and BGF-WEF will exist. The investors should note that these risks cannot be defeated as these are international funds managed by BlackRock. However, as part of our due diligence, we have chosen funds, which have long term performance track record, stability of fund management team and are accredited by third party funds evaluators like S&P, Morningstar and OHSR.
Applicable to DSPBRNRNEF, DSPBRWGF, DSPBRWEF and DSPBRWMF	<ul style="list-style-type: none"> • Special Risk Considerations related to International Funds: To the extent of the investments in BGF-WGF, BGF-NEF and BGF-WEF, the risks of BGF-WGF, BGF-NEF and BGF-WEF respectively will exist. The investors should note that these risks cannot be defeated as these are international funds managed by BlackRock. However, as part of our due diligence, we have chosen funds, which have long term performance track record, stability of fund management team and are accredited by third party funds evaluators like S&P, Morningstar and OHSR.
Risks associated with Overseas Investment	<ul style="list-style-type: none"> • Risks Associated With Overseas Investments: The portfolio is predominantly in INR denominated securities. Should there be investments in ADRs/GDRs of Indian companies or foreign securities, the investment process of the fund manager will ensure that a comprehensive company specific due diligence is performed.
Risks associated with trading in derivatives (Applicable to all Schemes except DSPBRWGF, DSPBRWEF and DSPBRWMF)	<ul style="list-style-type: none"> • Risk associated with Equity Derivatives: Equity derivatives have been used actively and we envisage this Scheme will also use equity derivatives, both for directional (including equitisation of cash) and yield enhancement strategies. The credit risk associated with equity derivatives is defeated as only exchange traded equity derivatives are permitted. On the performance, portfolio and regulatory limits, there is an established daily monitoring process. As limits could be breached because of changes in the open interest, which is a function of market-wide activity and not specific to the Scheme and are not in control, there are hard and soft limits. Any breach beyond the soft limit is immediately rectified and brought within the limit specified.
Applicable to DSPBRF25F	<ul style="list-style-type: none"> • Market Liquidity Risk and Risk On Account Of Unlisted Securities: Limits for liquidity at aggregate portfolio level are monitored through internal fund manager guidelines. Also, the weight assigned to a security is dependent on the market liquidity of the security. Investment into unlisted securities will be minimal and regularly monitored by the risk management team. • Credit Risk and Market Risk: Invest in short duration fixed income securities having high credit quality. • Term Structure Of Interest Rate Risk: Invest in short duration fixed income securities having low probability of negative returns on account of increase in interest rates. • Credit Rating Risk: By investing in fixed income securities preferably rated P1+ or equivalent by rating agencies, the probability of rating downgrade is low. Due diligence performed by risk management team before assigning credit limits should mitigate company specific issues. • Re-Investment Risk: As fixed income securities invested into are of very short duration, the impact of this risk is low. • Risk Associated With Non – Diversification: The primary nature of the Scheme is to have high conviction portfolio and hence risk of investing in a non-diversified portfolio exists. The Investment Manager may endeavour to achieve diversification through non-similar stocks and/or factors that could impact the underlying portfolio. The internal fund management guidelines will have concentration limits to ensure at least 95% of the invested amount (excluding investments in debt securities, money market securities and cash and cash equivalents) across the top 25 holdings in the portfolio.
Applicable to DSPBRMCF	<ul style="list-style-type: none"> • Market Liquidity Risk and investment in unlisted securities: Limits for liquidity at aggregate portfolio level are monitored through internal fund manager guidelines. Also, the weight assigned to a security is dependent on the market liquidity of the security. Investment into unlisted securities will be minimal and regularly monitored by the risk management team. • Credit Risk & Market Risk: Invest in short duration fixed income securities having high credit quality. • Term Structure of Interest Rates (TSIR) Risk: Invest in short duration fixed income securities having low probability of negative returns on account of increase in interest rates. • Risk factors associated with Equity Investments in micro capitalization companies: This is the primary risk in the Scheme as at least 65% of the NAV will be invested in companies, which are outside the top 300 companies by market capitalization. The Investment Manager endeavours to invest in companies, where adequate due diligence has been performed by the Investment Manager.

DSP BLACKROCK LIQUIDITY FUND

Investment Objective	Please refer to page no. 6			
Investment Strategy	The Investment Manager s primary goal is to seek to generate a reasonable return while assuming low risk and concurrently ensuring a high degree of liquidity in the portfolio of the Scheme. The Investment Manager will invest only in those debt securities that are rated investment grade by a domestic credit rating agency authorised to carry out such activity, such as CRISIL, ICRA, CARE etc. or in unrated debt securities, which the Investment Manager believes to be of equivalent quality. Where investment in unrated debt securities is sought to be made, the specific approval of the Board of Directors of the AMC and Trustee shall be obtained prior to investment.			
Asset Allocation Pattern of the Scheme	Types of Instruments	Normal Allocation (% of Net Assets)		
		Minimum	Maximum	
	Money market securities and/or Debt securities* with maturity of 91 days.	80%	100%	
	*Debt Instruments may include securitised debts up to 30% of the net assets.			
Plans and Options	Regular Plan: <ul style="list-style-type: none">• Growth• Weekly Dividend Reinvest• Daily Dividend Reinvest	Institutional Plan: <ul style="list-style-type: none">• Growth• Weekly Dividend<ul style="list-style-type: none">– Payout Dividend * – Reinvest Dividend• Daily Dividend Reinvest		
	* Note: If the dividend amount payable (net of tax deducted at source, wherever applicable) is for an amount equal to or less than Rs. 50/-, then such dividend will be compulsorily and automatically reinvested in the respective Scheme/Plan.			
Minimum Application Amount / Number of Units		Purchase	Additional Purchase	Repurchase
	Regular Plan	Rs. 5,000 and multiples of Re. 1/- thereafter	Rs. 1,000 and multiples of Re. 1/- thereafter	Rs. 500
	Institutional Plan	Rs. 1 crore and multiples of Re. 1/- thereafter	Rs. 1,000 and multiples of Re. 1/- thereafter	Rs. 500
Systematic Investment Plan (SIP)	Not Available			
Systematic Withdrawal Plan (SWP)	Rs. 500/- Weekly, Monthly and Quarterly options available.			
Systematic Transfer Plan (STP)	Rs. 500/- Weekly, Monthly and Quarterly options available.			
Benchmark Index	CRISIL Liquid Fund Index			
Dividend Policy	Weekly Dividend / Weekly Dividend Reinvest Option – Trustee envisages declaring weekly dividends for Unit Holders on record as on the Wednesday of each week. The Trustee may alter the Record Date at its discretion. Daily Dividend Reinvest Option – Trustee envisages declaring daily dividends for Unit Holders on record as on each day. The dividends so declared will be compulsorily reinvested. Actual distribution of dividends and the frequency of distribution are provisional and will be entirely at the discretion of the Trustee. There is no assurance or guarantee regarding the rate of dividend or regular payment of dividend.			
Name of the Fund Manager	Dhawal Dalal and Laukik Bagwe			

(a) Absolute Returns

Performance of the Scheme



Returns are computed from the Date of Allotment/1st April, as the case maybe, to 31st March of the respective financial year.

(b) Compounded Annualised Returns as of June 30, 2011

PERIOD	COMPOUNDED ANNUALISED RETURN			
	DSPBRLF - REGULAR PLAN	CRISIL LIQUID FUND INDEX	DSPBRLF - INSTITUTIONAL PLAN	CRISIL LIQUID FUND INDEX
Last 1 year	7.36%	7.18%	7.60%	7.18%
Last 3 years	5.97%	6.27%	6.23%	6.27%
Last 5 years	6.40%	6.57%	6.66%	6.57%
Since Inception	6.71%	NA#	6.64%	6.49%
NAV / Index Value (Jun 30)	Rs. 23.7492	1,688.85	Rs. 1,433.5595	1,688.85
Date of allotment	11th March, 1998		23rd November, 2005	

Note: As per the SEBI standards for performance reporting, the since inception returns are calculated on Rs. 10/- invested at inception. For this purpose the inception date is deemed to be the date of allotment. The Returns shown are for the growth option. # Since historical data for the adopted benchmark (CRISIL Liquid Fund Index) is not available, performance has not been compared. **Past performance may or may not be sustained in future and should not be used as a basis for comparison with other investments.**

Expenses of the Scheme • Load structure Regular & Institutional Plan	Entry Load		Exit Load		
	NIL		NIL		
	First Rs.100 crores	Next Rs.300 crore	Next Rs.300 crores	Balance	Actual Expenses for 2010-2011
	1.00%	1.00%	1.00%	1.00%	0.61%
	0.80%	0.80%	0.80%	0.80%	0.40%

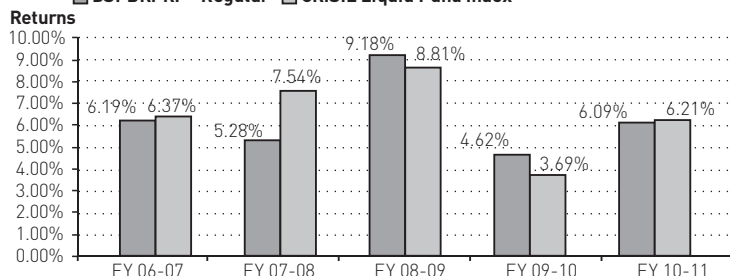
DSP BLACKROCK FLOATING RATE FUND

Investment Objective	Please refer to page no. 6			
Investment Strategy	The Investment Manager will invest only in those debt securities that are rated investment grade by a domestic credit rating agency authorised to carry out such activity such as CRISIL, ICRA, CARE etc. or in unrated debt securities, which the Investment Manager believes to be of equivalent quality. Where investment in unrated debt securities is sought to be made, specific approval of the Board of Directors of the AMC and Trustee shall be obtained prior to investment.			
Asset Allocation Pattern of the Scheme	Types of Instruments	Normal Allocation (% of Net Assets)		
		Minimum	Maximum	
	Floating rate debt securities* or money market securities	65%	100%	
	Fixed rate debt securities*	0%	35%	
	*Debt Securities may include securitised debts up to 60% of the net assets.			
Plans and Options	Regular Plan: <ul style="list-style-type: none">• Growth• Dividend<ul style="list-style-type: none">– Payout Dividend * – Reinvest Dividend• Daily Dividend Reinvest• Weekly Dividend - Reinvest	Institutional Plan: <ul style="list-style-type: none">• Growth• Dividend<ul style="list-style-type: none">– Payout Dividend * – Reinvest Dividend• Daily Dividend Reinvest• Weekly Dividend<ul style="list-style-type: none">– * Payout Dividend – Reinvest Dividend		
	* Note: If the dividend amount payable (net of tax deducted at source, wherever applicable) is for an amount equal to or less than Rs. 50/-, then such dividend will be compulsorily and automatically reinvested in the respective Scheme/Plan.			
Minimum Application Amount / Number of Units		Purchase	Additional Purchase	Repurchase
	Regular Plan	Rs. 5,000 and multiples of Re. 1/- thereafter	Rs. 1,000 and multiples of Re. 1/- thereafter	Rs. 500
	Institutional Plan	Rs. 1 crore and multiples of Re. 1/- thereafter	Rs. 1,000 and multiples of Re. 1/- thereafter	Rs. 500
Systematic Investment Plan (SIP)	Rs. 500/-. Monthly and Quarterly options available (only in Regular Plan).			
Systematic Withdrawal Plan (SWP)	Rs. 500/-. Weekly, Monthly and Quarterly options available.			
Systematic Transfer Plan (STP)	Rs. 500/-. Weekly, Monthly and Quarterly options available.			
Benchmark Index	CRISIL Liquid Fund Index			
Dividend Policy	Dividend Option - Trustee intends to declare annual dividends. Weekly Dividend Reinvest Option - Trustee envisages declaring weekly dividends for Unitholders on record as on the Wednesday of each week. The Trustee may alter the Record Date at its discretion. The dividends so declared will be compulsorily reinvested. Daily Dividend Reinvest Option - Trustee envisages declaring daily dividends for Unitholders on record as on each day. The dividends so declared will be compulsorily reinvested. Actual distribution of dividends and the frequency of distribution are provisional and will be entirely at the discretion of the Trustee. There is no assurance or guarantee regarding the rate of dividend or regular payment of dividend.			
Name of the Fund Manager	Dhawal Dalal and Laukik Baqwe			

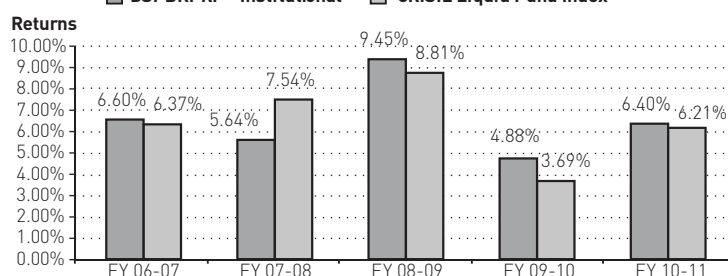
Performance of the Scheme

(a) Absolute Returns

■ DSPBRFRF - Regular ■ CRISIL Liquid Fund Index



■ DSPBRFRF - Institutional ■ CRISIL Liquid Fund Index



Returns are computed from the Date of Allotment/1st April, as the case maybe, to 31st March of the respective financial year.

(b) Compounded Annualised Returns as of June 30, 2010

PERIOD	COMPOUNDED ANNUALISED RETURN			
	DSPBRFRF - REGULAR PLAN	CRISIL LIQUID FUND INDEX	DSPBRFRF - INSTITUTIONAL PLAN	CRISIL LIQUID FUND INDEX
Last 1 year	7.03%	7.18%	7.36%	7.18%
Last 3 years	6.64%	6.27%	6.92%	6.27%
Last 5 years	6.39%	6.57%	6.72%	6.53%
Since Inception	5.97%	5.79%	6.62%	6.45%
NAV / Index Value (Jun 30)	Rs. 16.0277	Rs. 1,688.85	Rs. 1,441.0603	Rs. 1,688.85
Date of allotment	13th May, 2003		18th October, 2005	

Note: As per the SEBI standards for performance reporting, the since inception returns are calculated on Rs. 10/- invested at inception. For this purpose the inception date is deemed to be the date of allotment. The Returns shown are for the growth option. **Past performance may or may not be sustained in future and should not be used as a basis for comparison with other investments.**

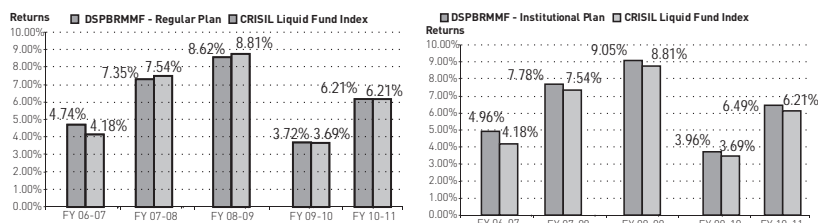
Expenses of the Scheme	Entry Load	Exit Load			
	• Load structure				
Regular & Institutional Plan	NIL	NIL			
• Recurring Expenses (as a % per annum of daily average net assets)	First Rs.100 crores	Next Rs.300 crore	Next Rs.300 crores	Balance	Actual Expenses for 2010-2011
	1.50%	1.50%	1.50%	1.50%	0.63%
	1.00%	1.00%	1.00%	1.00%	0.33%
Regular Plan					
Institutional Plan					

DSP BLACKROCK MONEY MANAGER FUND

Investment Objective	Please refer to page no. 6			
Investment Strategy	The Investment Manager s primary goal is to seek to generate a reasonable return while assuming low risk and concurrently ensuring a high degree of liquidity in the portfolio of the Scheme. The Investment Manager will invest only in those debt securities that are rated investment grade by a domestic credit rating agency authorised to carry out such activity such as CRISIL, ICRA, CARE etc. or in unrated debt securities, which the Investment Manager believes to be of equivalent quality. Where investment in unrated debt securities is sought to be made, the specific approval of the Board of Directors of the AMC and Trustee shall be obtained prior to investment. In-house research by the Investment Manager will emphasize on credit analysis, in order to determine credit risk.			
Asset Allocation Pattern of the Scheme	Types of Instruments	Normal Allocation (% of Net Assets)		
		Minimum	Maximum	
	1. Money market securities and/or Debt securities* with residual or average maturity of less than or equal to 367 days or put options within a period not exceeding 367 days.	65%	100%	
	2. Debt securities* which have residual or average maturity of more than 367 days.	0%	50%	
	*Debt Instruments may include securitised debts up to 75% of the net assets.			
Plans and Options	Regular Plan: <ul style="list-style-type: none">• Growth• Weekly Dividend Reinvest• Daily Dividend Reinvest	Institutional Plan: <ul style="list-style-type: none">• Growth• Weekly Dividend<ul style="list-style-type: none">– Payout Dividend *– Reinvest Dividend• Daily Dividend Reinvest		
	* Note: If the dividend amount payable (net of tax deducted at source, wherever applicable) is for an amount equal to or less than Rs. 50/-, then such dividend will be compulsorily and automatically reinvested in the respective Scheme/Plan.			
Minimum Application Amount / Number of Units		Purchase	Additional Purchase	Repurchase
	Regular Plan	Rs. 5,000 and multiples of Re. 1/- thereafter	Rs. 1,000 and multiples of Re. 1/- thereafter	Rs. 500
	Institutional Plan	Rs. 1 crore and multiples of Re. 1/- thereafter	Rs. 1,000 and multiples of Re. 1/- thereafter	Rs. 500
Systematic Investment Plan (SIP)	Rs. 500/-. Monthly and Quarterly options available (only in Regular Plan).			
Systematic Withdrawal Plan (SWP)	Rs. 500/-. Weekly, Monthly and Quarterly options available.			
Systematic Transfer Plan (STP)	Rs. 500/-. Weekly, Monthly and Quarterly options available.			
Benchmark Index	CRISIL Liquid Fund Index			
Dividend Policy	Weekly Dividend / Weekly Dividend Reinvest Option – Trustee envisages declaring weekly dividends for Unit Holders on record as on the Wednesday of each week. The Trustee may alter the Record Date at its discretion. Daily Dividend Reinvest Option – Trustee envisages declaring daily dividends for Unit Holders on record as on each day. The dividends so declared will be compulsorily reinvested. Actual distribution of dividends and the frequency of distribution are provisional and will be entirely at the discretion of the Trustee. There is no assurance or guarantee regarding the rate of dividend or regular payment of dividend.			
Name of the Fund Manager	Dhawal Dalal			

Performance of the Scheme

(a) Absolute Returns



(b) Compounded Annualised Returns as of June 30, 2011

PERIOD	COMPOUNDED ANNUALISED RETURN		
	DSPBRMMF - REGULAR PLAN	DSPBRMMF - INSTITUTIONAL PLAN	CRISIL LIQUID FUND INDEX^
Last 1 year	7.30%	7.61%	7.18%
Last 3 year	6.20%	6.50%	6.27%
Since Inception	6.66%	7.00%	6.58%
NAV / Index Value (Jun 30)	Rs. 1,373.0919	Rs. 1,394.9308	1,688.85
Date of allotment	31st July, 2006		

Returns are computed from the Date of Allotment/1st April, as the case maybe, to 31st March of the respective financial year.

Note: As per the SEBI standards for performance reporting, the since inception returns are calculated on Rs. 10/- invested at inception. For this purpose the inception date is deemed to be the date of allotment. The Returns shown are for the growth option. **Past performance may or may not be sustained in future and should not be used as a basis for comparison with other investments.**

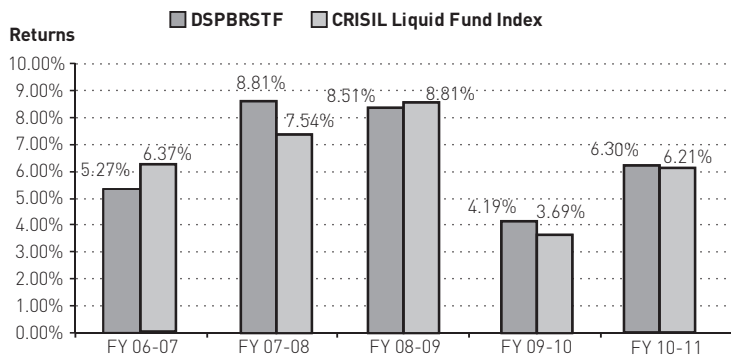
Expenses of the Scheme • Load structure Regular & Institutional Plan	Entry Load	Exit Load			
	Nil	Nil			
	First Rs.100 crores	Next Rs.300 crore	Next Rs.300 crores	Balance	Actual Expenses for 2010-2011
	1.80%	1.80%	1.75%	1.50%	0.81%
• Recurring Expenses (as a % per annum of daily average net assets) – Regular Plan – Institutional Plan	1.60%	1.60%	1.60%	1.50%	0.52%

DSP BLACKROCK SHORT TERM FUND

Investment Objective	Please refer to page no. 6		
Investment Strategy	The Investment Manager will invest only in those debt securities that are rated investment grade by a domestic credit rating agency authorised to carry out such activity such as CRISIL, ICRA, CARE etc. or in unrated debt securities, which the Investment Manager believes to be of equivalent quality. Where investment in unrated debt securities is sought to be made, specific approval of the Board of Directors of the AMC and Trustee shall be obtained prior to investment.		
Asset Allocation Pattern of the Scheme	Types of Instruments		Normal Allocation (% of Net Assets)
	1. Money market securities; floating rate debt securities** whose coupon(s) are reset at least once a year*; fixed rate debt securities** having an average maturity or residual maturity of less than or equal to 367 days or having put options within a period not exceeding 367 days		50%-100%
	2. Fixed rate debt securities** having residual or average maturity of more than 367 days and floating rate debt security where the next reset date is more than 367 days from the date of purchase		0% - 50%
	*Floating rate debt securities will include fixed rate debt securities swapped for floating rate returns by using derivatives **Debt securities may include securitized debts up to 60% of the net assets		
Plans and Options	Plans: None	Options: • Growth • Weekly Dividend Reinvest • Monthly Dividend – Payout Dividend * – Reinvest Dividend	• Dividend – Payout Dividend * – Reinvest Dividend
	* Note: If the dividend amount payable (net of tax deducted at source, wherever applicable) is for an amount equal to or less than Rs. 50/-, then such dividend will be compulsorily and automatically reinvested in the respective Scheme/Plan.		
Minimum Application Amount / Number of Units	Purchase	Additional Purchase	Repurchase
	Rs. 5,000/- and multiples of Re. 1/- thereafter	Rs. 1,000/- and multiples of Re. 1/- thereafter	Rs. 500/-
Systematic Investment Plan (SIP)	Rs. 500/-. Monthly and Quarterly options available		
Systematic Withdrawal Plan (SWP)	Rs. 500/-. Weekly, Monthly and Quarterly options available.		
Systematic Transfer Plan (STP)	Rs. 500/-. Weekly, Monthly and Quarterly options available.		
Benchmark Index	CRISIL Liquid Fund Index		
Dividend Policy	Dividend Option - Trustee intends to declare annual dividends. Monthly Dividend Option - Trustee envisages declaring monthly dividends for Unitholders on record as on the 28th of each month or immediately preceding Business Day, if 28th is not a Business Day. Weekly Dividend Reinvest Option - Trustee envisages declaring weekly dividends for Unitholders on record as on the Wednesday of each week. The dividends so declared will be compulsorily reinvested. The Trustee may alter the Record Date at its discretion. Actual distribution of dividends and the frequency of distribution are provisional and will be entirely at the discretion of the Trustee. There is no assurance or guarantee regarding the rate of dividend or regular payment of dividend.		
Name of the Fund Manager	Dhawal Dalal		

Performance of the Scheme

(a) Absolute Returns



Returns are computed from the Date of Allotment/1st April, as the case maybe, to 31st March of the respective financial year.

(b) Compounded Annualised Returns as of June 30, 2011

PERIOD	COMPOUNDED ANNUALISED RETURN	
	DSPBRSTF	CRISIL LIQUID FUND INDEX
Last 1 year	7.30%	7.18%
Last 3 years	6.36%	6.27%
Last 5 years	6.64%	6.57%
Since Inception	6.29%	5.76%
NAV / Index Value (Jun 30)	Rs. 17.1203	1,688.85
Date of allotment	9th September, 2002	

Note: As per the SEBI standards for performance reporting, the since inception returns are calculated on Rs. 10/- invested at inception. For this purpose the inception date is deemed to be the date of allotment. The Returns shown are for the growth option. **Past performance may or may not be sustained in future and should not be used as a basis for comparison with other investments.**

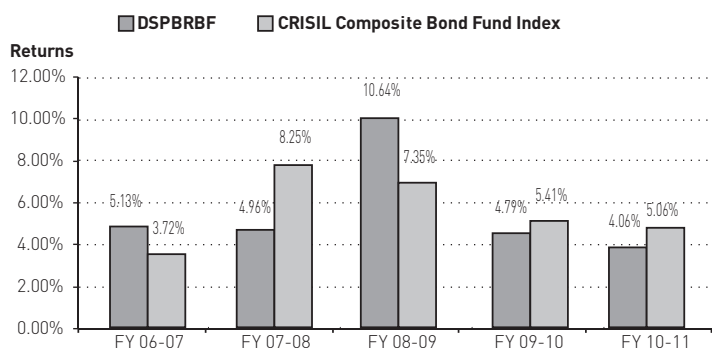
Expenses of the Scheme • Load structure	Entry Load		Exit Load		
	Nil		Holding Period: ≤ 6 months: 0.50%; > 6 months: Nil		
	First Rs.100 crores	Next Rs.300 crore	Next Rs.300 crores	Balance	Actual Expenses for 2010-2011
• Recurring Expenses (as a % per annum of daily average net assets)	1.50%	1.50%	1.50%	1.50%	0.54%

DSP BLACKROCK BOND FUND

Investment Objective	Please refer to page no. 6				
Investment Strategy	The Investment Manager s primary goal is to seek to generate attractive returns over a long period while assuming prudent risk. It is the Investment Manager s belief that as the economy is progressively liberalised and foreign investment encouraged, the Indian Debt Market is expected to grow rapidly. The Investment Manager will invest only in those debt securities that are rated investment grade by a domestic credit rating agency such as CRISIL, ICRA, CARE etc. or in unrated debt securities, which the Investment Manager believes to be of equivalent quality. Where investment in unrated debt securities is sought to be made, specific approval of the Board of Directors of the AMC and Trustee shall be obtained prior to investment. In-house research by the Investment Manager will emphasise on credit analysis, in order to determine credit risk. The Investment Manager will also analyse various economic trends in seeking to determine the likely future course of interest rates.				
Asset Allocation Pattern of the Scheme	Types of Instruments			Normal Allocation (% of Net Assets)	
	*Debt & Money market securities * Debt securities may include securitised debts up to 50% of the net assets.			Entire 100%	
Plans and Options	Plans: None	Options :	• Growth • Monthly Dividend – Payout Dividend * – Reinvest Dividend	• Dividend – Payout Dividend * – Reinvest Dividend	
	* Note: If the dividend amount payable (net of tax deducted at source, wherever applicable) is for an amount equal to or less than Rs. 50/-, then such dividend will be compulsorily and automatically reinvested in the respective Scheme/Plan.				
Minimum Application Amount / Number of Units	Purchase		Additional Purchase		Repurchase
	Rs. 5,000/- and multiples of Re. 1/- thereafter		Rs. 1,000/- and multiples of Re. 1/- thereafter		Rs. 500/-
Systematic Investment Plan (SIP)	Rs. 500/-. Monthly and Quarterly options available.				
Systematic Withdrawal Plan (SWP)	Rs. 500/-. Weekly, Monthly and Quarterly options available.				
Systematic Transfer Plan (STP)	Rs. 500/-. Weekly, Monthly and Quarterly options available.				
Benchmark Index	CRISIL Composite Bond Fund Index				
Dividend Policy	Dividend Option - Trustee intends to declare annual dividends. Monthly Dividend Option - Trustee envisages declaring monthly dividends for Unitholders on record as on the 28th of each month or the immediately preceding Business Day, if 28th is not a Business Day. The Trustee may alter the Record Date at its discretion. There is no assurance or guarantee regarding the rate of dividend or regular payment of dividend. Actual distribution of dividends and the frequency of distribution are provisional and will be entirely at the discretion of the Trustee.				
Name of the Fund Manager	Dhawal Dalal				

Performance of the Scheme

(a) Absolute Returns



Returns are computed from the Date of Allotment/1st April, as the case maybe, to 31st March of the respective financial year.

(b) Compounded Annualised Returns as of June 30, 2011

PERIOD	COMPOUNDED ANNUALISED RETURN	
	DSPBRBF	CRISIL COMPOSITE BOND FUND INDEX
Last 1 year	2.85%	4.58%
Last 3 years	7.10%	6.78%
Last 5 years	5.93%	5.99%
Since Inception	8.57%	NA#
NAV / Index Value [Jun 30]	Rs. 32.0828	1,687.72
Date of allotment	29th April, 1997	

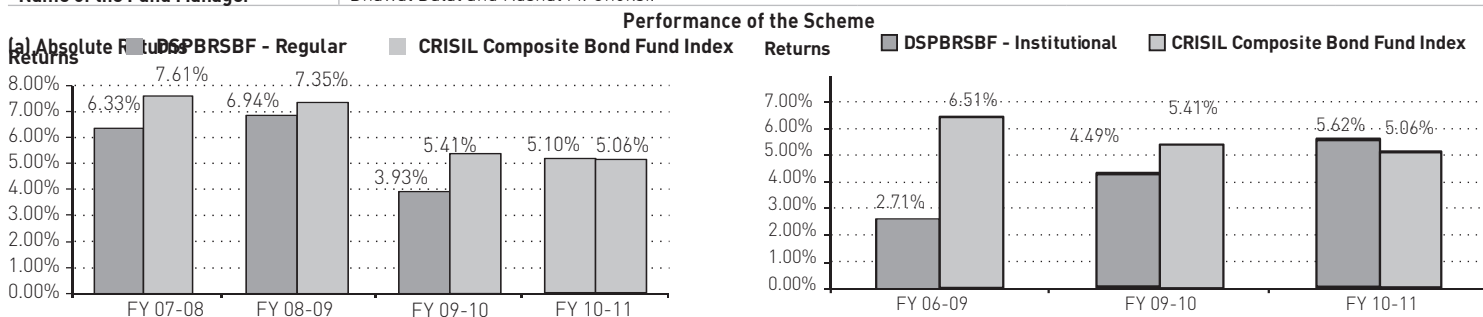
Note: As per the SEBI standards for performance reporting, the since inception returns are calculated on Rs. 10/- invested at inception. For this purpose the inception date is deemed to be the date of allotment. The Returns shown are for the growth option. # Since historical data for the adopted benchmark (CRISIL Composite Bond Fund Index) is not available, performance has not been compared.

Past performance may or may not be sustained in future and should not be used as a basis for comparison with other investments.

Expenses of the Scheme • Load structure (as a % of Applicable NAV)	Entry Load		Exit Load		
	Nil		Holding Period: <= 6 months: 0.50% > 6 months: Nil		
• Recurring Expenses (as a % per annum of daily average net assets)	First Rs.100 crores	Next Rs.300 crore	Next Rs.300 crores	Balance	Actual Expenses for 2010-2011
	2.25%	2.00%	1.75%	1.50%	1.84%

DSP BLACKROCK STRATEGIC BOND FUND

Investment Objective	Please refer to page no. 6			
Investment Strategy	The Investment Manager's primary goal is to seek to generate optimal returns through active management of portfolio and concurrently ensuring a high degree of liquidity in the portfolio of the Scheme. The Scheme would normally invest in securities with longer residual maturity and is suitable for investors with long term investment horizon. It is expected that the duration of the portfolio shall not exceed 15 years under normal circumstances. The Scheme would look to invest in fixed rate securities of up to 30 years depending on the interest rate cycle and market conditions. The Scheme may review this pattern of investments based on views on the debt markets and asset liability management needs and the portfolio shall be reviewed and rebalanced on a regular basis.			
Asset Allocation Pattern of the Scheme	Types of Instruments	Normal Allocation (% of Net Assets)		
		Minimum	Maximum	
	1. Money market securities and/or Debt securities* which have residual or average maturity of less than or equal to 367 days or put options within a period not exceeding 367 days	0%	100%	
	2. Debt securities* which have residual or average maturity of more than 367 days.	0%	100%	
	*Debt Securities may include securitised debts up to 75% of the net assets.			
Plans and Options	Regular Plan: <ul style="list-style-type: none">• Growth• Weekly Dividend Reinvest• Monthly Dividend - Reinvest Dividend• Dividend - Payout Dividend * - Reinvest Dividend• Daily Dividend Reinvest	Institutional Plan: <ul style="list-style-type: none">• Growth• Weekly Dividend - Payout Dividend * - Reinvest Dividend• Monthly Dividend - Payout Dividend * - Reinvest Dividend• Dividend - Payout Dividend * - Reinvest Dividend• Daily Dividend Reinvest		
	* Note: If the dividend amount payable (net of tax deducted at source, wherever applicable) is for an amount equal to or less than Rs. 50/-, then such dividend will be compulsorily and automatically reinvested in the respective Scheme/Plan.			
Minimum Application Amount / Number of Units		Purchase	Additional Purchase	Repurchase
	Regular Plan	Rs. 5,000 and multiples of Re. 1/- thereafter	Rs. 1,000 and multiples of Re. 1/- thereafter	Rs. 500
	Institutional Plan	Rs. 1 crore and multiples of Re. 1/- thereafter	Rs. 1,000 and multiples of Re. 1/- thereafter	Rs. 500
Systematic Investment Plan (SIP)	Rs. 500/- Monthly and Quarterly options available [only in Regular Plan]			
Systematic Withdrawal Plan (SWP)	Rs. 500/- Weekly, Monthly and Quarterly options available.			
Systematic Transfer Plan (STP)	Rs. 500/- Weekly, Monthly and Quarterly options available.			
Benchmark Index	CRISIL Composite Bond Fund Index			
Dividend Policy	Monthly Dividend Option – Trustee envisages declaring Monthly Dividends on the fifth calendar day of the succeeding month of declaration of dividend for Unit Holders on record. The Trustee may alter the Record Date at its discretion. Dividend Option – Trustee envisages declaring Annual Dividends. Weekly Dividend / Weekly Dividend Reinvest Option - Trustee envisages declaring weekly dividends for Unit Holders on record as on Wednesday of each week. The Trustee may alter the Record Date at its discretion. The dividends so declared will be compulsorily reinvested. Daily Dividend Reinvest Option – Trustee envisages declaring daily dividends for Unit Holders on record as on each day. The dividends so declared will be compulsorily reinvested by way of additional Units in the Scheme, instead of being paid out in cash. Actual distribution of dividends and the frequency of distribution are provisional and will be entirely at the discretion of the Trustee. There is no assurance or guarantee regarding the rate of dividend or regular payment of dividend.			
Name of the Fund Manager	Dhawal Dalal and Kushal M. Choksi.			



Returns are computed from the Date of Allotment/1st April, as the case maybe, to 31st March of the respective financial year.

(b) Compounded Annualised Returns as of June 30, 2011

PERIOD	COMPOUNDED ANNUALISED RETURN			
	DSPBRSBF - REGULAR	CRISIL COMPOSITE BOND FUND INDEX	DSPBRSBF - INSTITUTIONAL	CRISIL COMPOSITE BOND FUND INDEX
Last 1 year	6.21%	4.58%	6.70%	4.58%
Last 3 years	5.85%	6.78%	#	#
Since Inception	5.87%	6.44%	5.72%	6.98%
NAV / Index Value (Jun 30)	Rs. 1,266.9844	1,687.72	Rs. 1,157.5028	1,687.72
Date of allotment	9th May, 2007			

Note: As per the SEBI standards for performance reporting, the since inception returns are calculated on Rs. 10/- invested at inception. For this purpose the inception date is deemed to be the date of allotment. The "Returns" shown are for the growth option. Since inception returns have been calculated from Nov. 12, 2008 as there were no investors in this plan for a significant period before this date. #Since historical data for the benchmark is not available, performance has not been compared. **Past performance may or may not be sustained in future.**

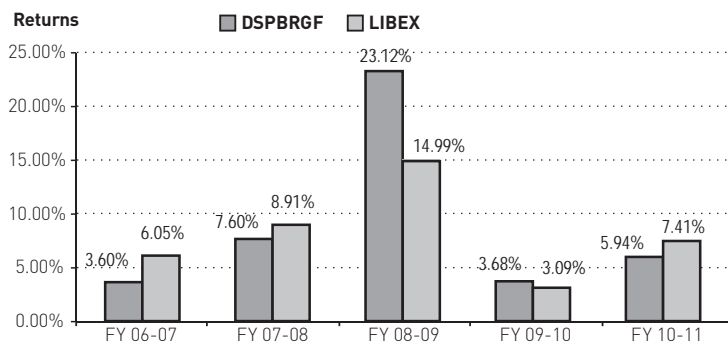
Expenses of the Scheme	Entry Load		Exit Load		
• Load structure Regular and Institutional Plan	Nil		Holding Period: ≤ 7 calendar days - 0.10%; > 7 calendar days - Nil		
• Recurring Expenses (as a % per annum of daily average net assets)	First Rs.100 crores	Next Rs.300 crore	Next Rs.300 crores	Balance	Actual Expenses for 2010-2011
- Regular Plan	2.25%	2.00%	1.75%	1.50%	0.93%
- Institutional Plan	2.00%	2.00%	1.75%	1.50%	0.40%

DSP BLACKROCK GOVERNMENT SECURITIES FUND

Investment Objective	Please refer to page no. 6		
Investment Strategy	The Investment Manager s primary goal is to seek to generate returns commensurate with minimal credit risk by investing in a portfolio comprising of Central Government Securities. The achievement of this goal depends, among other factors, on the magnitude of Government borrowing in a given fiscal year, the level of liquidity in the banking system and the general outlook for interest rates. Being sovereign debt, Central Government Securities carry minimal credit risk. However, Central Government Securities carry risk arising from the price movements in the market.		
Asset Allocation Pattern of the Scheme	Types of Instruments		Normal Allocation [% of Net Assets]
	1. Central Government Securities, repos / reverse repos in Central Government Securities as may be permitted by Reserve Bank of India.		80% - 100%
	2. Call money market or alternative investment for call money market as may be provided by the Reserve Bank of India.		0% - 20%
Plans and Options	<div>• Growth</div> <div>• Monthly Dividend – Payout Dividend * – Reinvest Dividend</div> <div>• Dividend – Payout Dividend * – Reinvest Dividend</div>		
	* Note: If the dividend amount payable (net of tax deducted at source, wherever applicable) is for an amount equal to or less than Rs. 50/-, then such dividend will be compulsorily and automatically reinvested in the respective Scheme/Plan.		
Minimum Application Amount / Number of Units	Purchase	Additional Purchase	Repurchase
	Rs. 5,000/- and multiples of Re. 1/- thereafter	Rs. 1,000/- and multiples of Re. 1/- thereafter	Rs. 500/-
Systematic Investment Plan (SIP)	Rs. 500/- Monthly and Quarterly options available.		
Systematic Withdrawal Plan (SWP)	Rs. 500/- Weekly, Monthly and Quarterly options available.		
Systematic Transfer Plan (STP)	Rs. 500/- Weekly, Monthly and Quarterly options available.		
Benchmark Index	Long ICICI Securities Sovereign Bond Index (LIBEX)		
Dividend Policy	Dividend Option - Trustee intends to declare half yearly dividends in the months of March and September. Monthly Dividend Option - Trustee envisages declaring monthly dividends for Unitholders on record as on the 28th of each month or the immediately preceding Business Day, if 28th is not a Business Day. The Trustee may alter the Record Date at its discretion. There is no assurance or guarantee regarding the rate of dividend or regular payment of dividend. Actual distribution of dividends and the frequency of distribution are provisional and will be entirely at the discretion of the Trustee.		
Name of the Fund Manager	Dhawal Dalal		

Performance of the Scheme

(a) Absolute Returns



Returns are computed from the Date of Allotment/1st April, as the case maybe, to 31st March of the respective financial year.

(b) Compounded Annualised Returns as of June 30, 2011

PERIOD	COMPOUNDED ANNUALISED RETURN	
	DSPBRGF	LONG ICICI SECURITIES SOVEREIGN BOND FUND INDEX
Last 1 year	1.70%	5.40%
Last 3 years	10.66%	10.56%
Last 5 years	8.48%	8.66%
Since Inception	10.78%	11.75%
NAV / Index Value (Jun 30)	Rs. 33.3041	6,924.81
Date of allotment	30th Sept. 1999	

Note: As per the SEBI standards for performance reporting, the since inception returns are calculated on Rs. 10/- invested at inception. For this purpose the inception date is deemed to be the date of allotment. The Returns shown are for the growth option. **Past performance may or may not be sustained in future and should not be used as a basis for comparison with other investments.**

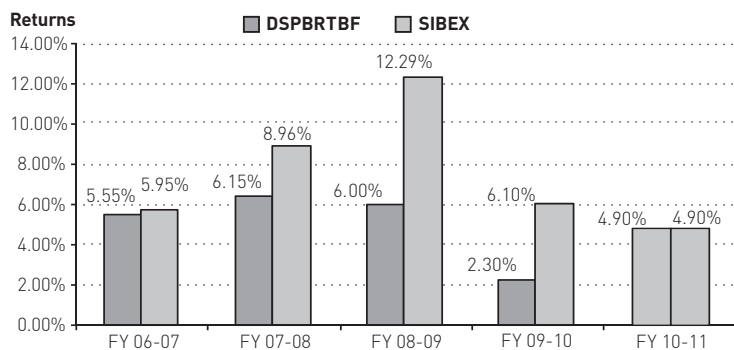
Expenses of the Scheme • Load structure (as a % of Applicable NAV) • Recurring Expenses (as a % per annum of daily average net assets)	Entry Load	Exit Load			
	Nil	Holding Period: <= 7 calendar days - 0.10% > 7 calendar days - Nil			
	First Rs.100 crores	Next Rs.300 crore	Next Rs.300 crores	Balance	Actual Expenses for 2010-2011
	1.25%	1.25%	1.25%	1.25%	1.22%

DSP BLACKROCK TREASURY BILL FUND

Investment Objective	Please refer to page no. 6		
Investment Strategy	The Investment Manager s primary goal is to seek to generate returns commensurate with minimal credit risk by investing in a portfolio comprising of Central Government Securities. The achievement of this goal depends, among other factors, on the magnitude of Government borrowing in a given fiscal year, the level of liquidity in the banking system and the general outlook for interest rates. Being sovereign debt, Central Government Securities carry minimal credit risk. However, Central Government Securities carry risk arising from the price movements in the market.		
Asset Allocation Pattern of the Scheme	Types of Instruments		Normal Allocation (% of Net Assets)
	Treasury Bills issued by the Government of India, Repo/Reverse, CBLO, and any other money market instrument permitted by the RBI for deploying surplus liquidity of the Scheme		0%-100%
Plans and Options	<div><div><ul style="list-style-type: none">• Growth• Dividend<ul style="list-style-type: none">- Payout Dividend *- Reinvest Dividend</div><div><ul style="list-style-type: none">• Monthly Dividend<ul style="list-style-type: none">- Payout Dividend *- Reinvest Dividend</div></div>		
	* Note: If the dividend amount payable (net of tax deducted at source, wherever applicable) is for an amount equal to or less than Rs. 50/-, then such dividend will be compulsorily and automatically reinvested in the respective Scheme/Plan.		
Minimum Application Amount / Number of Units	Purchase	Additional Purchase	Repurchase
	Rs. 5,000/- and multiples of Re. 1/- thereafter	Rs. 1,000/- and multiples of Re. 1/- thereafter	Rs. 500/-
Systematic Investment Plan (SIP)	Rs. 500/- . Monthly and Quarterly options available.		
Systematic Withdrawal Plan (SWP)	Rs. 500/- . Weekly, Monthly and Quarterly options available.		
Systematic Transfer Plan (STP)	Rs. 500/- . Weekly, Monthly and Quarterly options available.		
Benchmark Index	Short ICICI Securities Sovereign Bond Index (SIBEX)		
Dividend Policy	Dividend Option - Trustee intends to declare half yearly dividends in the months of March and September. Monthly Dividend Option - Trustee envisages declaring monthly dividends for Unitholders on record as on the 28th of each month or the immediately preceding Business Day, if 28th is not a Business Day. The Trustee may alter the Record Date at its discretion. There is no assurance or guarantee regarding the rate of dividend or regular payment of dividend. Actual distribution of dividends and the frequency of distribution are provisional and will be entirely at the discretion of the Trustee.		
Name of the Fund Manager	Dhawal Dalal and Vivek Ved		

Performance of the Scheme

(a) Absolute Returns



Returns are computed from the Date of Allotment/1st April, as the case maybe, to 31st March of the respective financial year.

(b) Compounded Annualised Returns as of June 30, 2011

PERIOD	COMPOUNDED ANNUALISED RETURN	
	DSPBRTBF	SHORT ICICI SECURITIES SOVEREIGN BOND FUND INDEX
Last 1 year	5.86%	4.25%
Last 3 years	4.47%	7.99%
Last 5 years	5.07%	7.49%
Since Inception	6.40%	7.97%
NAV / Index Value (Jun 30)	Rs. 20.7475	3,954.70
Date of allotment	30th Sept. 1999	

Note: As per the SEBI standards for performance reporting, the since inception returns are calculated on Rs. 10/- invested at inception. For this purpose the inception date is deemed to be the date of allotment. The Returns shown are for the growth option. **Past performance may or may not be sustained in future and should not be used as a basis for comparison with other investments.**

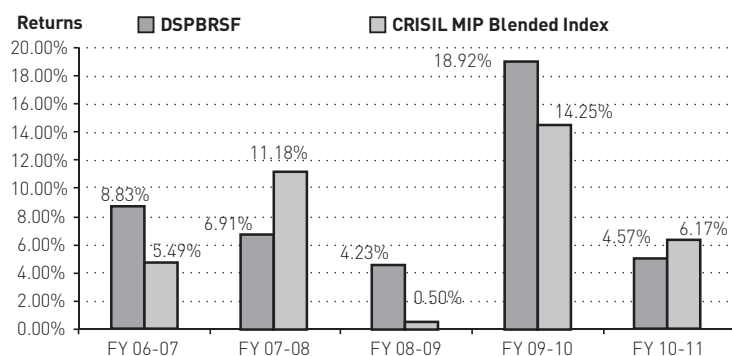
Expenses of the Scheme • Load structure	Entry Load		Exit Load		
	Nil		Nil		
• Recurring Expenses (as a % per annum of daily average net assets)	First Rs.100 crores	Next Rs.300 crore	Next Rs.300 crores	Balance	Actual Expenses for 2010-2011
	1.25%	1.25%	1.25%	1.25%	0.63%

DSP BLACKROCK SAVINGS MANAGER FUND

Investment Objective	Please refer to page no. 6		
Investment Strategy	<p>Fixed Income Securities: The Investment Manager will invest only in those debt securities that are rated investment grade by a domestic credit rating agency such as CRISIL, ICRA, CARE, FITCH etc. or in unrated debt securities, which the Investment Manager believes to be of equivalent quality. Where investment in unrated debt securities is sought to be made, the specific approval of the Board of Directors of the AMC and Trustee shall be obtained prior to investment. Fixed Income research by the Investment Manager will emphasise credit analysis, in order to determine credit risk. The Investment Manager will also analyse various economic trends in seeking to determine the likely future course of interest rates. Equity Securities: The Investment Manager will be adopting a combination of the top down approach and bottom up stock selection approach. Top down approach encompasses an evaluation of key economic trends, an analysis of various sectors in the economy leading to an outlook on their future prospects and a diligent study of various investment opportunities within the favoured sectors. Bottom up stock selection will involve picking out individual investment opportunities for the portfolio. The Investment Manager will conduct in-house research in order to identify both value and growth stocks. The analysis will focus, among other things, on industry and company fundamentals and valuation metrics. The quality or strength or management would be a key focus area.</p>		
Asset Allocation Pattern of the Scheme	Types of Instruments		Normal Allocation (% of Net Assets)
	1. ^Debt and Money Market Securities		75% - 100%
	2. Equity and Equity related securities		0%-25%
	^Debt securities may include securitised debts upto 50% of the net assets.		
Plans and Options	<p>Plans: None Options : • Growth • Monthly Income Payment (MIP)# • Quarterly Income Payment (QIP)</p> <p style="margin-left: 150px;">- Payout Dividend * - Payout Dividend *</p> <p style="margin-left: 150px;">- Reinvest Dividend - Reinvest Dividend</p> <p># Monthly Income is not assured and subject to the availability of distributable surplus.</p> <p>* Note: If the dividend amount payable (net of tax deducted at source, wherever applicable) is for an amount equal to or less than Rs. 50/-, then such dividend will be compulsorily and automatically reinvested in the respective Scheme/Plan.</p>		
Minimum Application Amount / Number of Units	Purchase	Additional Purchase	Repurchase
	Rs. 5,000/- and multiples of Re. 1/- thereafter	Rs. 1,000/- and multiples of Re. 1/- thereafter	Rs. 500/-
Systematic Investment Plan (SIP)	Rs. 500/-. Monthly and Quarterly options available.		
Systematic Withdrawal Plan (SWP)	Rs. 500/-. Weekly, Monthly and Quarterly options available.		
Systematic Transfer Plan (STP)	Rs. 500/-. Weekly, Monthly and Quarterly options available.		
Benchmark Index	CRISIL MIP Blended Index		
Dividend Policy	MIP Option - Trustee envisages declaring monthly dividends for Unitholders on record as on the 28th of each month or the immediately preceding Business Day, if 28th is not a Business Day. QIP Option - Trustee envisages declaring quarterly dividends for Unitholders on record as on the 28th of the last month of each quarter of the financial year or the immediately preceding Business Day, if 28th is not a Business Day. The Trustee may alter the Record Date at its discretion. Actual distribution of dividends and the frequency of distribution are provisional and will be entirely at the discretion of the Trustee. There is no assurance or guarantee regarding the rate of dividend or regular payment of dividend.		
Name of the Fund Manager	Kushal M. Choksi and Apoorva Shah		

Performance of the Scheme

(a) Absolute Returns



Returns are computed from the Date of Allotment/1st April, as the case maybe, to 31st March of the respective financial year.

(b) Compounded Annualised Returns as of June 30, 2011

PERIOD	COMPOUNDED ANNUALISED RETURN	
	DSPBRSF	CRISIL MIP BLENDED INDEX
Last 1 year	4.28%	5.03%
Last 3 years	9.01%	8.21%
Last 5 years	8.89%	7.56%
Since Inception	9.77%	7.61%
NAV / Index Value (Jun 30)	Rs. 19.2985	2,074.89
Date of allotment	11th June, 2004	

As per the SEBI standards for performance reporting, the since inception returns are calculated on Rs. 10/- invested at inception. For this purpose the inception date is deemed to be the date of allotment. The Returns shown are for the growth option. **Past performance may or may not be sustained in future and should not be used as a basis for comparison with other investments.**

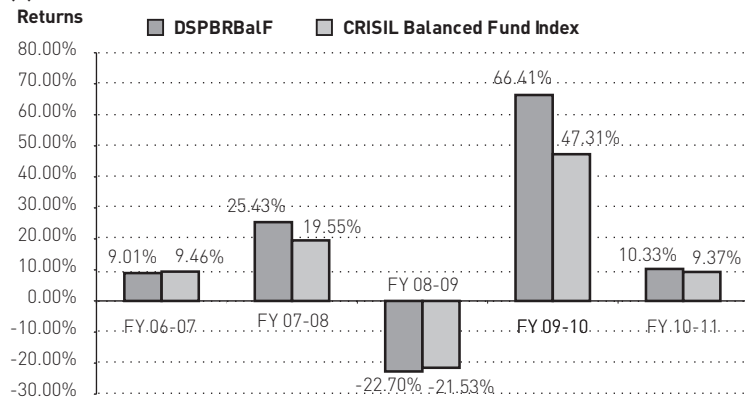
Expenses of the Scheme • Load structure (as a % of Applicable NAV)	Entry Load		Exit Load		
	Nil		Holding Period: < 12 months - 1% ≥ 12 months - Nil		
	First Rs.100 crores	Next Rs.300 crore	Next Rs.300 crores	Balance	Actual Expenses for 2010-2011
• Recurring Expenses (as a % per annum of daily average net assets)	2.25%	2.00%	1.75%	1.50%	2.14%

DSP BLACKROCK BALANCED FUND

Investment Objective	Please refer to page no. 6		
Investment Strategy	Equity Securities: The Investment Manager prefers adopting a top-down approach with regard to investment in equity and equity related securities. This approach encompasses an evaluation of key economic trends, an analysis of various sectors in the economy leading to an outlook on their future prospects and a diligent study of various investment opportunities within the favoured sectors. The Investment Manager will conduct in-house research in order to identify both value and growth stocks. The analysis will focus, among other things, on industry and company fundamentals and valuation metrics. The quality or strength of management would be a key focus area. Fixed Income Securities: Fixed income securities encompass both debt and money market securities. The Investment Manager will invest only in those debt securities that are rated investment grade by a domestic credit rating agency such as CRISIL, ICRA, CARE etc. or in unrated debt securities, which the Investment Manager believes to be of equivalent quality. Where investment in unrated debt securities is sought to be made, specific approval of the Board of Directors of the AMC and Trustee shall be obtained prior to investment. Fixed Income research by the Investment Manager will emphasise credit analysis, in order to determine credit risk. The Investment Manager will also analyse various economic trends in seeking to determine the likely future course of interest rates.		
Asset Allocation Pattern of the Scheme	Types of Instruments		Normal Allocation (% of Net Assets)
	Equity and Equity related securities		65% - 75%
	Debt, Securitised Debt and Money market securities		25% - 35%
Plans and Options	Plans: None Options : • Growth • Dividend : 		

Performance of the Scheme

(a) Absolute Returns



Returns are computed from the Date of Allotment/1st April, as the case maybe, to 31st March of the respective financial year.

(b) Compounded Annualised Returns as of June 30, 2011

PERIOD	COMPOUNDED ANNUALISED RETURN	
	DSPBRBaF	CRISIL BALANCED FUND INDEX
Last 1 year	6.05%	6.04%
Last 3 years	15.32%	11.39%
Last 5 years	16.13%	11.14%
Since Inception	16.93%	NA#
NAV / Index Value (Jun 30)	Rs. 66.403	3,536.36
Date of allotment	27th May, 1999	

Note: As per the SEBI standards for performance reporting, the since inception returns are calculated on Rs. 10/- invested at inception. For this purpose the inception date is deemed to be the date of allotment. The Returns shown are for the growth option. # Since historical data for the adopted benchmark is not available, performance has not been compared. **Past performance may or may not be sustained in future and should not be used as a basis for comparison with other investments.**

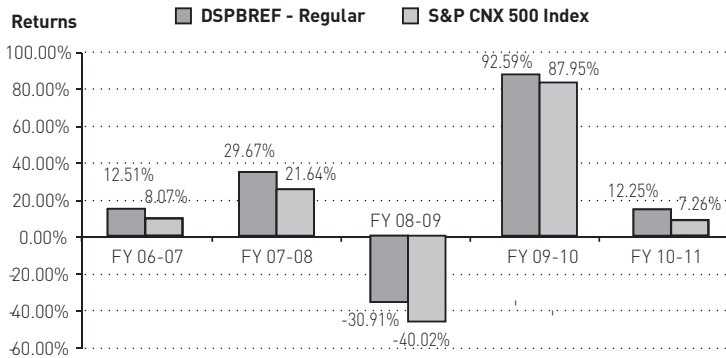
Expenses of the Scheme • Load structure (as a % of Applicable NAV) • Recurring Expenses (as a % per annum of daily average net assets)	Entry Load	Exit Load			
	Nil	Holding Period: < 12 months - 1% >= 12 months - Nil			
	First Rs.100 crores	Next Rs.300 crore	Next Rs.300 crores	Balance	Actual Expenses for 2010-2011
	2.10%	2.10%	2.00%	1.75%	2.05%

DSP BLACKROCK EQUITY FUND

Investment Objective	Please refer to page no. 6			
Investment Strategy	The Investment Manager prefers adopting a top-down approach with regard to investment in equity and equity related securities. This approach encompasses an evaluation of key economic trends, an analysis of various sectors in the economy leading to an outlook on their future prospects and a diligent study of various investment opportunities within the favoured sectors. The Investment Manager will conduct in-house research in order to identify both value and growth stocks. The analysis will focus, among other things, on industry and company fundamentals and valuation metrics. The quality or strength or management would be a key focus area.			
Asset Allocation Pattern of the Scheme	Types of Instruments			Normal Allocation (% of Net Assets)
	Equity and Equity related securities			90% - 100%
	Debt* & Money market securities * Debt securities/instruments are deemed to include securitised debts.			0% - 10%
Plans and Options	Regular Plan :	• Dividend : – Payout Dividend * – Reinvest Dividend	Institutional Plan :	• Dividend : – Payout Dividend * – Reinvest Dividend
	* Note: If the dividend amount payable (net of tax deducted at source, wherever applicable) is for an amount equal to or less than Rs. 250/-, then such dividend will be compulsorily and automatically reinvested in the respective Scheme/Plan.			
Minimum Application Amount / Number of Units		Purchase	Additional Purchase	Repurchase
	Regular Plan	Rs. 5,000 and multiples of Re. 1/- thereafter	Rs. 1,000 and multiples of Re. 1/- thereafter	Rs. 500
	Institutional Plan	Rs. 1 crore and multiples of Re. 1/- thereafter	Rs. 1,000 and multiples of Re. 1/- thereafter	Rs. 500
Systematic Investment Plan (SIP)	Rs. 500/- . Monthly and Quarterly options available (only in Regular Plan).			
Systematic Withdrawal Plan (SWP)	Rs. 500/- . Weekly, Monthly and Quarterly options available.			
Systematic Transfer Plan (STP)	Rs. 500/- . Weekly, Monthly and Quarterly options available.			
Benchmark Index	S&P CNX 500			
Dividend Policy	The Trustee envisages declaring a dividend under the Dividend Option, and the distribution of dividends and the frequency thereof are entirely at the discretion of the Trustee.			
Name of the Fund Manager	Apoorva Shah			

Performance of the Scheme

(a) Absolute Returns



Returns are computed from the Date of Allotment/1st April, as the case maybe, to 31st March of the respective financial year.

(b) Compounded Annualised Returns as of June 30, 2011

PERIOD	COMPOUNDED ANNUALISED RETURN	
	DSPBREF (REGULAR PLAN)	S&P CNX NIFTY
Last 1 year	6.38%	2.31%
Last 3 years	18.34%	12.19%
Last 5 years	19.82%	12.03%
Since Inception	24.05%	14.16%
NAV / Index Value (Jun 30)	Rs. 48.606	4,522.95
Date of allotment	29th April, 1997	

Note: Since inception returns are calculated on ₹ 10/- invested at inception, viz. date of allotment. All returns are for Regular Plan - Reinvest Dividend Option, assuming reinvestment of dividend. DSPBREF, which is benchmarked to the S&P CNX 500 Index, is not sponsored, endorsed, sold or promoted by India Index Services & products Limited (IISL). IISL is not responsible for any errors or omissions or the results obtained from the use of such index and in no event shall IISL have any liability to any party for any damages of whatsoever nature (including lost profits) resulted to such party due to purchase or sale or otherwise of DSPBREF marked to such index. **Past performance may or may not be sustained in future and should not be used as a basis for comparison with other investments.**

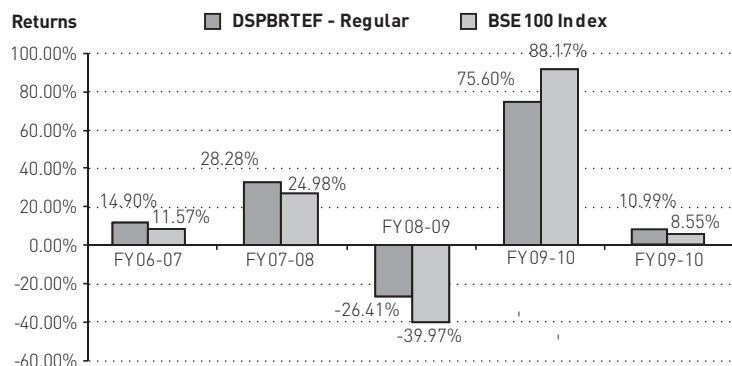
Expenses of the Scheme • Load structure (as a % of Applicable NAV) Regular and Institutional Plan • Recurring Expenses (as a % per annum of daily average net assets) - Regular Plan - Institutional Plan	Entry Load		Exit Load		
	NIL		Holding period: < 12 months: 1% ≥ 12 months: Nil		
	First Rs.100 crores	Next Rs.300 crore	Next Rs.300 crores	Balance	Actual Expenses for 2010-2011
	2.50%	2.25%	2.00%	1.75%	1.89%
	1.45%	1.45%	1.45%	1.45%	1.43%

DSP BLACKROCK TOP 100 EQUITY FUND

Investment Objective	Please refer to page no. 6			
Investment Strategy	The Investment Manager will be adopting a combination of the top down approach and bottom up stock selection approach. Top down approach encompasses an evaluation of key economic trends, an analysis of various sectors in the economy leading to an outlook on their future prospects and a diligent study of various investment opportunities within the favoured sectors. Bottom up stock selection will involve picking out individual investment opportunities for the portfolio, among the Top 100 corporates eligible for investment. The Investment Manager will conduct in-house research in order to identify both value and growth stocks. The analysis will focus, among other things, on industry and company fundamentals and valuation metrics. The quality or strength or management would be a key focus area.			
Asset Allocation Pattern of the Scheme	Types of Instruments			Normal Allocation (% of Net Assets)
	1. Equity and Equity related securities			90% - 100%
	2. Debt, Securitised Debt and Money market securities			0% - 10%
Plans and Options	Regular Plan : <ul style="list-style-type: none">• Growth• Dividend :<ul style="list-style-type: none">– Payout Dividend *– Reinvest Dividend		Institutional Plan : <ul style="list-style-type: none">• Growth• Dividend :<ul style="list-style-type: none">– Payout Dividend *– Reinvest Dividend	
	* Note: If the dividend amount payable (net of tax deducted at source, wherever applicable) is for an amount equal to or less than Rs. 250/-, then such dividend will be compulsorily and automatically reinvested in the respective Scheme/Plan.			
Minimum Application Amount / Number of Units		Purchase	Additional Purchase	Repurchase
	Regular Plan	Rs. 5,000 and multiples of Re. 1/- thereafter	Rs. 1,000 and multiples of Re. 1/- thereafter	Rs. 500
	Institutional Plan	Rs. 1 crore and multiples of Re. 1/- thereafter	Rs. 1,000 and multiples of Re. 1/- thereafter	Rs. 500
Systematic Investment Plan (SIP)	Rs. 500/-. Monthly and Quarterly options available (only in Regular Plan).			
Systematic Withdrawal Plan (SWP)	Rs. 500/-. Weekly, Monthly and Quarterly options available.			
Systematic Transfer Plan (STP)	Rs. 500/-. Weekly, Monthly and Quarterly options available.			
Benchmark Index	BSE 100			
Dividend Policy	The Trustee envisages declaring a dividend under the Dividend Option, and the distribution of dividends and the frequency thereof are entirely at the discretion of the Trustee.			
Name of the Fund Manager	Apoorva Shah			

Performance of the Scheme

(a) Absolute Returns



(b) Compounded Annualised Returns as of June 30, 2011

PERIOD	COMPOUNDED ANNUALISED RETURN	
	DSPBRTF (REGULAR PLAN)	BSE 100
Last 1 year	7.78%	3.83%
Last 3 years	16.77%	11.73%
Last 5 years	18.47%	12.74%
Since Inception	32.18%	24.88%
NAV / Index Value [Jun 30]	Rs. 101.687	9,803.89
Date of allotment	10th March, 2003	

Note: As per the SEBI standards for performance reporting, the since inception returns are calculated on Rs. 10/- invested at inception. For this purpose the inception date is deemed to be the date of allotment. The Returns shown are for the growth option. **Past performance may or may not be sustained in future and should not be used as a basis for comparison with other investments.**

Returns are computed from the Date of Allotment/1st April, as the case maybe, to 31st March of the respective financial year.

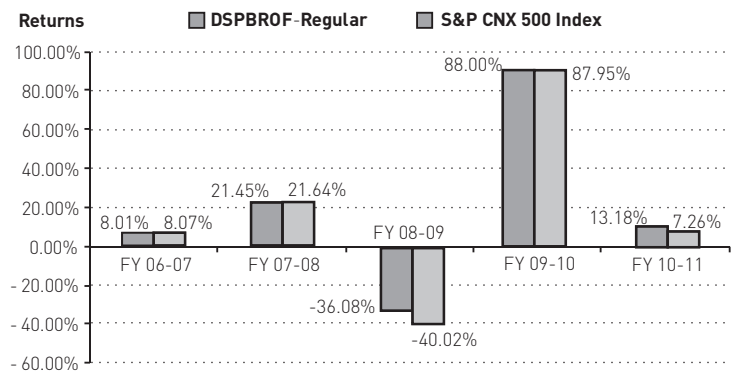
Expenses of the Scheme • Load structure (as a % of Applicable NAV) Regular and Institutional Plan • Recurring Expenses (as a % per annum of daily average net assets) - Regular Plan - Institutional Plan	Entry Load		Exit Load		
	NIL		Holding period: < 12 months: 1% ≥ 12 months: Nil		
	First Rs.100 crores	Next Rs.300 crore	Next Rs.300 crores	Balance	Actual Expenses for 2010-2011
	2.50%	2.25%	2.00%	1.75%	1.86%
	1.45%	1.45%	1.45%	1.45%	1.43%

DSP BLACKROCK OPPORTUNITIES FUND

Investment Objective	Please refer to page no. 6			
Investment Strategy	The Investment Manager prefers adopting a top-down approach with regard to investment in equity and equity related securities. This approach encompasses an evaluation of key economic trends, an analysis of various sectors in the economy leading to an outlook on their future prospects and a diligent study of various investment opportunities within the favoured sectors. The Investment Manager will conduct in-house research in order to identify both value and growth stocks. The analysis will focus, among other things, on industry and company fundamentals and valuation metrics. The quality or strength or management would be a key focus area.			
Asset Allocation Pattern of the Scheme	Types of Instruments			Normal Allocation (% of Net Assets)
	1. Equity and Equity related securities			80% - 100%
	2. Fixed Income securities (Debt* & Money market securities)			0% - 20%
	* Debt securities/ instruments are deemed to include securitised debts.			
Plans and Options	Regular Plan : <ul style="list-style-type: none">• Growth• Dividend :<ul style="list-style-type: none">– Payout Dividend *– Reinvest Dividend		Institutional Plan : <ul style="list-style-type: none">• Growth• Dividend :<ul style="list-style-type: none">– Payout Dividend *– Reinvest Dividend	
	* Note: If the dividend amount payable (net of tax deducted at source, wherever applicable) is for an amount equal to or less than Rs. 250/-, then such dividend will be compulsorily and automatically reinvested in the respective Scheme/Plan.			
Minimum Application Amount / Number of Units		Purchase	Additional Purchase	Repurchase
	Regular Plan	Rs. 5,000 and multiples of Re. 1/- thereafter	Rs. 1,000 and multiples of Re. 1/- thereafter	Rs. 500
	Institutional Plan	Rs. 1 crore and multiples of Re. 1/- thereafter	Rs. 1,000 and multiples of Re. 1/- thereafter	Rs. 500
Systematic Investment Plan (SIP)	Rs. 500/- . Monthly and Quarterly options available (only in Regular Plan).			
Systematic Withdrawal Plan (SWP)	Rs. 500/- . Weekly, Monthly and Quarterly options available.			
Systematic Transfer Plan (STP)	Rs. 500/- . Weekly, Monthly and Quarterly options available.			
Benchmark Index	S&P CNX 500			
Dividend Policy	The Trustee envisages declaring a dividend under the Dividend Option, and the distribution of dividends and the frequency thereof are entirely at the discretion of the Trustee.			
Name of the Fund Manager	Anup Maheshwari			

Performance of the Scheme

(a) Absolute Returns



(b) Compounded Annualised Returns as of June 30, 2011

PERIOD	COMPOUNDED ANNUALISED RETURN	
	DSPBROF (REGULAR PLAN)	S&P CNX 500
Last 1 year	5.18%	2.31%
Last 3 years	17.06%	12.15%
Last 5 years	14.81%	12.03%
Since Inception	21.33%	15.18%
NAV / Index Value (Jun 30)	Rs. 86.006	4,522.95
Date of allotment	16th May, 2000	

Note: Since inception returns are calculated on ₹ 10/- invested at inception, viz. date of allotment. All returns are for Regular Plan - Growth Option. DSPBROF, which is benchmarked to the S&P CNX 500 Index, is not sponsored, endorsed, sold or promoted by India Index Services & products Limited (IISL). IISL is not responsible for any errors or omissions or the results obtained from the use of such index and in no event shall IISL have any liability to any party for any damages of whatsoever nature (including lost profits) resulted to such party due to purchase or sale or otherwise of DSPBROF marked to such index. **Past performance may or may not be sustained in future and should not be used as a basis for comparison with other investments.**

Returns are computed from the Date of Allotment/1st April, as the case maybe, to 31st March of the respective financial year.

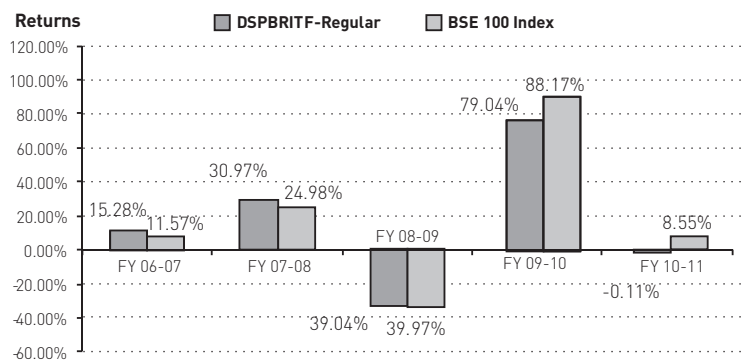
Expenses of the Scheme • Load structure (as a % of Applicable NAV) Regular and Institutional Plan • Recurring Expenses (as a % per annum of daily average net assets) - Regular Plan - Institutional Plan	Entry Load		Exit Load		
	NIL		Holding period: < 12 months: 1% >= 12 months: Nil		
	First Rs.100 crores	Next Rs.300 crore	Next Rs.300 crores	Balance	Actual Expenses for 2010-2011
	2.50%	2.25%	2.00%	1.75%	2.10%
	1.45%	1.45%	1.45%	1.45%	1.37%

DSP BLACKROCK INDIA T.I.G.E.R. FUND (THE INFRASTRUCTURE GROWTH AND ECONOMIC REFORMS FUND)

Investment Objective	Please refer to page no. 6			
Investment Strategy	It is the Investment Manager’s belief that India’s future GDP growth will be strongly influenced by the ongoing process of economic reforms. The economic reforms process involves structural changes in various sectors and companies. The primary objective of these initiatives is to accelerate the pace of investment and therefore attract investment capital. Increase in investment capital may result in significant value creation which could be reflected through increased corporate profits and better market capitalisation. The Mutual Fund seeks to capture this value creation potential. The government is also lining up significant spending on infrastructure, The fund will also focus on companies/sectors which will benefit from these unprecedented investments. The Investment Manager will be adopting a combination of the top down approach and bottom up stock selection approach. From a top down perspective, the focus would be on an analysis of key policy changes, infrastructure spending, economic trends, and a sector-wise impact assessment. From a bottom up perspective, the focus would be on an analysis of corporate profitability and the impact of policy changes and infrastructure spending at a micro-level. The Investment Manager will conduct in-house research in order to identify both value and growth stocks. The analysis will focus, among other things, on industry and company fundamentals and valuation metrics. The quality or strength or management would be a key focus area.			
Asset Allocation Pattern of the Scheme	Types of Instruments			Normal Allocation (% of Net Assets)
	1. Equity and Equity related securities			90% - 100%
	2. Debt, Securitised Debt and Money market securities			0% - 10%
	3. ADR, GDR and Foreign securities			0% - 25%
Plans and Options	Regular Plan : <ul style="list-style-type: none">• Growth• Dividend :<ul style="list-style-type: none">– Payout Dividend *– Reinvest Dividend		Institutional Plan : <ul style="list-style-type: none">• Growth• Dividend :<ul style="list-style-type: none">– Payout Dividend *– Reinvest Dividend	
* Note: If the dividend amount payable (net of tax deducted at source, wherever applicable) is for an amount equal to or less than Rs. 250/-, then such dividend will be compulsorily and automatically reinvested in the respective Scheme/Plan.				
Minimum Application Amount / Number of Units		Purchase	Additional Purchase	Repurchase
	Regular Plan	Rs. 5,000 and multiples of Re. 1/- thereafter	Rs. 1,000 and multiples of Re. 1/- thereafter	Rs. 500
	Institutional Plan	Rs. 1 crore and multiples of Re. 1/- thereafter	Rs. 1,000 and multiples of Re. 1/- thereafter	Rs. 500
Systematic Investment Plan (SIP)	Rs. 500/-. Monthly and Quarterly options available (only in Regular Plan).			
Systematic Withdrawal Plan (SWP)	Rs. 500/-. Weekly, Monthly and Quarterly options available.			
Systematic Transfer Plan (STP)	Rs. 500/-. Weekly, Monthly and Quarterly options available.			
Benchmark Index	BSE 100			
Dividend Policy	The Trustee envisages declaring a dividend under the Dividend Option, and the distribution of dividends and the frequency thereof are entirely at the discretion of the Trustee.			
Name of the Fund Manager	Anup Maheshwari and Rohit Singhania			

Performance of the Scheme

(a) Absolute Returns



Returns are computed from the Date of Allotment/1st April, as the case maybe, to 31st March of the respective financial year.

(b) Compounded Annualised Returns as of June 30, 2011

PERIOD	COMPOUNDED ANNUALISED RETURN	
	DSPBRITF (REGULAR PLAN)	BSE 100
Last 1 year	(6.48%)	3.83%
Last 3 years	9.56%	11.73%
Last 5 years	13.19%	12.74%
Since Inception	23.38%	20.87%
NAV / Index Value (Jun 30)	Rs. 44.028	9,803.89
Date of allotment	11th June, 2004	

Note: As per the SEBI standards for performance reporting, the since inception returns are calculated on Rs. 10/- invested at inception. For this purpose the inception date is deemed to be the date of allotment. The Returns shown are for the growth option. **Past performance may or may not be sustained in future and should not be used as a basis for comparison with other investments.**

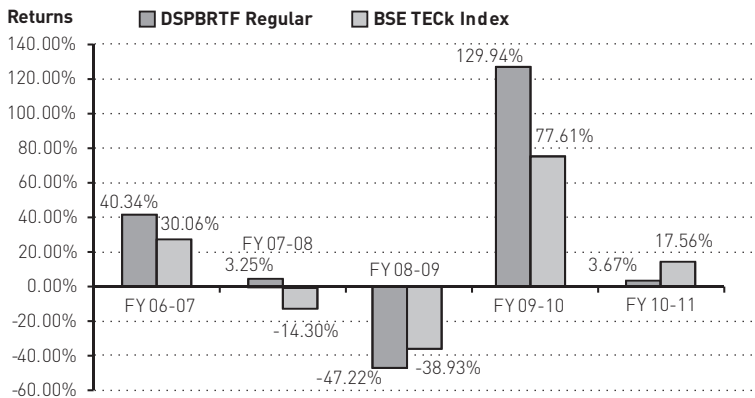
Expenses of the Scheme • Load structure (as a % of Applicable NAV) Regular and Institutional Plan • Recurring Expenses (as a % per annum of daily average net assets) - Regular Plan - Institutional Plan	Entry Load		Exit Load		
	NIL		Holding period: < 12 months: 1% >= 12 months: Nil		
	First Rs.100 crores	Next Rs.300 crore	Next Rs.300 crores	Balance	Actual Expenses for 2010-2011
	2.50%	2.25%	2.00%	1.75%	1.85%
	1.45%	1.45%	1.45%	1.45%	1.40%

DSP BLACKROCK TECHNOLOGY.COM FUND

Investment Objective	Please refer to page no. 6			
Investment Strategy	The Investment Manager prefers adopting a top-down approach with regard to investment in equity and equity related securities. This approach encompasses an evaluation of key economic trends, an analysis of various sectors in the economy leading to an outlook on their future prospects and a diligent study of various investment opportunities within the specified sectors in each scheme. The Investment Manager will conduct in-house research in order to identify both value and growth stocks. The analysis will focus, among other things, on industry and company fundamentals and valuation metrics. The quality or strength of management would be a key focus area.			
Asset Allocation Pattern of the Scheme	Types of Instruments			Normal Allocation (% of Net Assets)
	1. Equity and Equity related securities			80% - 100%
	2. Fixed Income securities (Debt* & Money market securities) * Debt securities/ instruments are deemed to include securitised debts.			0% - 20%
Plans and Options	Regular Plan : <ul style="list-style-type: none">• Growth• Dividend :<ul style="list-style-type: none">– Payout Dividend *– Reinvest Dividend		Institutional Plan : <ul style="list-style-type: none">• Growth• Dividend :<ul style="list-style-type: none">– Payout Dividend *– Reinvest Dividend	
	* Note: If the dividend amount payable (net of tax deducted at source, wherever applicable) is for an amount equal to or less than Rs. 250/-, then such dividend will be compulsorily and automatically reinvested in the respective Scheme/Plan.			
Minimum Application Amount / Number of Units		Purchase	Additional Purchase	Repurchase
	Regular Plan	Rs. 5,000 and multiples of Re. 1/- thereafter	Rs. 1,000 and multiples of Re. 1/- thereafter	Rs. 500
	Institutional Plan	Rs. 1 crore and multiples of Re. 1/- thereafter	Rs. 1,000 and multiples of Re. 1/- thereafter	Rs. 500
Systematic Investment Plan (SIP)	Rs. 500/- . Monthly and Quarterly options available (only in Regular Plan).			
Systematic Withdrawal Plan (SWP)	Rs. 500/- . Weekly, Monthly and Quarterly options available.			
Systematic Transfer Plan (STP)	Rs. 500/- . Weekly, Monthly and Quarterly options available.			
Benchmark Index	BSE TECK Index			
Dividend Policy	The Trustee envisages declaring a dividend under the Dividend Option, and the distribution of dividends and the frequency thereof are entirely at the discretion of the Trustee.			
Name of the Fund Manager	Apoorva Shah			

Performance of the Scheme

(a) Absolute Returns



Returns are computed from the Date of Allotment/1st April, as the case maybe, to 31st March of the respective financial year.

(b) Compounded Annualised Returns as of June 30, 2011

PERIOD	COMPOUNDED ANNUALISED RETURN	
	DSPBRTF (REGULAR PLAN)	BSE TECK
Last 1 year	(2.14%)	12.69%
Last 3 years	9.21%	6.67%
Last 5 years	15.98%	8.17%
Since Inception	11.06%	4.89%
NAV / Index Value (Jun 30)	Rs. 32.078	3,694.45
Date of allotment	16th May, 2000	

Note: As per the SEBI standards for performance reporting, the since inception returns are calculated on Rs. 10/- invested at inception. For this purpose the inception date is deemed to be the date of allotment. The Returns shown are for the growth option. **Past performance may or may not be sustained in future and should not be used as a basis for comparison with other investments.**

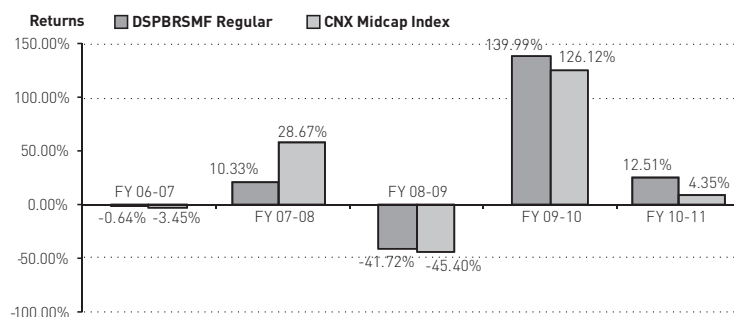
Expenses of the Scheme • Load structure (as a % of Applicable NAV) Regular and Institutional Plan • Recurring Expenses (as a % per annum of daily average net assets) - Regular Plan - Institutional Plan	Entry Load		Exit Load		
	NIL		Holding period: < 12 months: 1% >= 12 months: Nil		
	First Rs.100 crores	Next Rs.300 crore	Next Rs.300 crores	Balance	Actual Expenses for 2010-2011
	2.50%	2.25%	2.00%	1.75%	2.48%
	1.45%	1.45%	1.45%	1.45%	N.A.

DSP BLACKROCK SMALL AND MID CAP FUND

Investment Objective	Please refer to page no. 6			
Investment Strategy	The Investment Manager will select equity securities on a bottom-up, stock-by-stock basis. The Investment Manager will conduct in-house research in order to identify both value and growth stocks. The analysis will focus, among other things, on industry and company fundamentals and valuation metrics. The quality or strength or management would be a key focus area.			
Asset Allocation Pattern of the Scheme	Types of Instruments			Normal Allocation (% of Net Assets)
	1. (a) Equity and equity related securities which are not part of the top 100 stocks by market capitalisation			65% - 100%
	(b) Equity and equity related securities which are in the top 100 stocks by market capitalisation			0% - 35%
	of 1 (a) & (b) above, investments in ADRs, GDRs and foreign securities			0% - 25%
	2. Debt and Money Market Securities			0% - 10%
Plans and Options	Regular Plan : <ul style="list-style-type: none">• Growth• Dividend :<ul style="list-style-type: none">– Payout Dividend *– Reinvest Dividend		Institutional Plan : <ul style="list-style-type: none">• Growth• Dividend :<ul style="list-style-type: none">– Payout Dividend *– Reinvest Dividend	
	* Note: If the dividend amount payable (net of tax deducted at source, wherever applicable) is for an amount equal to or less than Rs. 250/-, then such dividend will be compulsorily and automatically reinvested in the respective Scheme/Plan.			
Minimum Application Amount / Number of Units		Purchase	Additional Purchase	Repurchase
	Regular Plan	Rs. 5,000 and multiples of Re. 1/- thereafter	Rs. 1,000 and multiples of Re. 1/- thereafter	Rs. 500
	Institutional Plan	Rs. 1 crore and multiples of Re. 1/- thereafter	Rs. 1,000 and multiples of Re. 1/- thereafter	Rs. 500
Systematic Investment Plan (SIP)	Rs. 500/-. Monthly and Quarterly options available (only in Regular Plan).			
Systematic Withdrawal Plan (SWP)	Rs. 500/-. Weekly, Monthly and Quarterly options available.			
Systematic Transfer Plan (STP)	Rs. 500/-. Weekly, Monthly and Quarterly options available.			
Benchmark Index	CNX Mid Cap Index			
Dividend Policy	The Trustee envisages declaring a dividend under the Dividend Option, and the distribution of dividends and the frequency thereof are entirely at the discretion of the Trustee.			
Name of the Fund Manager	Apoorva Shah & Anup Maheshwari			

Performance of the Scheme

(a) Absolute Returns



(b) Compounded Annualised Returns as of June 30, 2010

PERIOD	COMPOUNDED ANNUALISED RETURN	
	DSPBRSMF (REGULAR PLAN)	CNX MID CAP
Last 1 year	5.39%	(1.96%)
Last 3 year	23.02%	15.02%
Since Inception	12.99%	10.49%
NAV / Index Value (Jun 30)	Rs. 17.595	7,971.50
Date of allotment	14th Nov. 2006	

Note: As per the SEBI standards for performance reporting, the since inception returns are calculated on Rs. 10/- invested at inception. For this purpose the inception date is deemed to be the date of allotment. The Returns shown are for the growth option. **Past performance may or may not be sustained in future and should not be used as a basis for comparison with other investments.**

Returns are computed from the Date of Allotment/1st April, as the case maybe, to 31st March of the respective financial year.

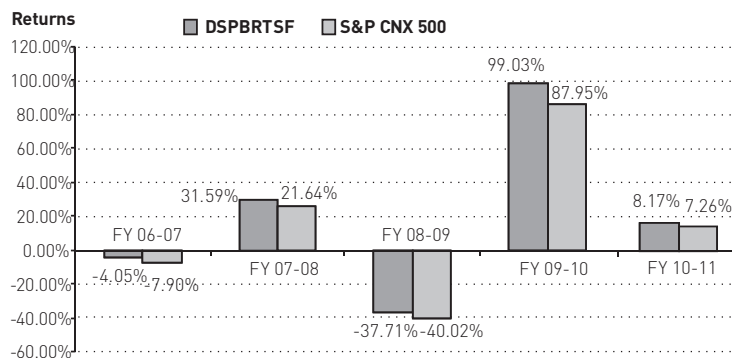
Expenses of the Scheme • Load structure (as a % of Applicable NAV) Regular and Institutional Plan • Recurring Expenses (as a % per annum of daily average net assets) - Regular Plan - Institutional Plan	Entry Load		Exit Load		
	NIL		Holding period: < 12 months: 1% >= 12 months: Nil		
	First Rs.100 crores	Next Rs.300 crore	Next Rs.300 crores	Balance	Actual Expenses for 2010-2011
	2.50%	2.25%	2.00%	1.75%	2.03%
	1.45%	1.45%	1.45%	1.45%	1.45%

DSP BLACKROCK TAX SAVER FUND

Investment Objective	Please refer to page no. 6		
Investment Strategy	The Investment Manager will select equity securities on a bottom-up, stock-by-stock basis. The Investment Manager will conduct in-house research in order to identify both value and growth stocks. The analysis will focus, among other things, on industry and company fundamentals and valuation metrics. The quality or strength or management would be a key focus area.		
Asset Allocation Pattern of the Scheme	Types of Instruments		Normal Allocation (% of Net Assets)
	1. Equity and equity related securities		80% - 100%
	of 1 above, investments in ADRs, GDRs and foreign securities		0% - 20%
	2. Debt, securitised debt* and money market securities		0% - 20%
	* Exposure to securitised debt will not exceed 10% of the net assets of the Scheme.		
Plans and Options	Plans: None	Options : <ul style="list-style-type: none"> • Growth • Dividend : <ul style="list-style-type: none"> – Payout Dividend – Reinvest Dividend 	
Minimum Application Amount / Number of Units	Purchase	Additional Purchase	Repurchase
	Rs. 500/- and multiples of Re. 1/- thereafter	Rs. 500/- and multiples of Re. 1/- thereafter	Rs. 500/- (subject to completion of the 3 year Lock-in Period).
Systematic Investment Plan (SIP)	Rs. 500/-. Monthly and Quarterly options available.		
Systematic Withdrawal Plan (SWP)	Rs. 500/-. Weekly, Monthly and Quarterly options available (subject to completion of the 3 year Lock-in Period).		
Systematic Transfer Plan (STP)	Rs. 500/-. Weekly, Monthly and Quarterly options available (subject to completion of the 3 year Lock-in Period).		
Benchmark Index	S&P CNX 500		
Dividend Policy	The Trustee envisages declaring a dividend under the Dividend Option, and the distribution of dividends and the frequency thereof are entirely at the discretion of the Trustee.		
Name of the Fund Manager	Anup Maheshwari		

Performance of the Scheme

(a) Absolute Returns



Returns are computed from the Date of Allotment/1st April, as the case maybe, to 31st March of the respective financial year.

(b) Compounded Annualised Returns as of June 30, 2011

PERIOD	COMPOUNDED ANNUALISED RETURN	
	DSPBRTSF	S&P CNX 500
Last 1 year	1.39%	2.31%
Last 3 year	14.13%	12.19%
Since Inception	12.37%	6.52%
NAV/ Index Value (Jun 30)	Rs. 16.801	4,522.95
Date of allotment	18th Jan. 2007	

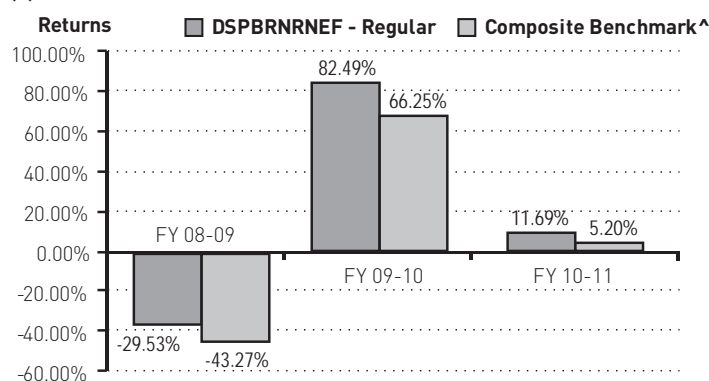
Note: As per the SEBI standards for performance reporting, the since inception returns are calculated on Rs. 10/- invested at inception. For this purpose the inception date is deemed to be the date of allotment. The Returns shown are for the growth option. **Past performance may or may not be sustained in future and should not be used as a basis for comparison with other investments.**

Expenses of the Scheme • Load structure (as a % of Applicable NAV)	Entry Load		Exit Load		
	NIL		N.A.		
	First Rs.100 crores	Next Rs.300 crore	Next Rs.300 crores	Balance	Actual Expenses for 2010-2011
	2.50%	2.25%	2.00%	1.75%	2.08%
• Recurring Expenses (as a % per annum of daily average net assets)					

DSP BLACKROCK NATURAL RESOURCES AND NEW ENERGY FUND

Investment Objective	Please refer to page no. 6			
Investment Strategy	In respect of the investments envisaged by the scheme in equity and equity related securities, as mentioned in, Asset Allocation Pattern of the Scheme the Investment Manager will generally adhere to the following policies: The Investment Manager will select equity securities on a bottom-up, stock-by-stock basis. The Investment Manager will conduct in-house research in order to identify both value and growth stocks. The analysis will focus, among other things, on industry and company fundamentals and valuation metrics. The quality or strength or management would be a key focus area.			
Asset Allocation Pattern of the Scheme	Types of Instruments		Normal Allocation [% of Net Assets]	
			Minimum	Maximum
	1. Equity and Equity related Securities of companies domiciled in India, and principally engaged in the discovery, development, production or distribution of Natural Resources and Alternative Energy		65%	100%
	2. (a) Equity and Equity related Securities of companies domiciled overseas, and principally engaged in the discovery, development, production or distribution of Natural Resources and Alternative Energy (b) Units/ Shares of (i) BlackRock Global Funds – New Energy Fund (ii) BlackRock Global Funds – World Energy Fund and (iii) Similar other overseas mutual fund schemes		0%	35%
	3. Debt and Money Market Securities		0%	20%
Plans and Options	Regular Plan : <ul style="list-style-type: none">• Dividend<ul style="list-style-type: none">- Payout Dividend *- Reinvest Dividend• Growth		Institutional Plan : <ul style="list-style-type: none">• Dividend<ul style="list-style-type: none">- Payout Dividend *- Reinvest Dividend• Growth	
	* Note: If the dividend amount payable (net of tax deducted at source, wherever applicable) is for an amount equal to or less than Rs. 250/-, then such dividend will be compulsorily and automatically reinvested in the respective Scheme/Plan.			
Minimum Application Amount / Number of Units		Purchase	Additional Purchase	Repurchase
	Regular Plan	Rs. 5,000/- and multiples of Re. 1/- thereafter	Rs. 1,000/- and multiples of Re. 1/- thereafter	Rs. 500
	Institutional Plan	Rs. 1 crore and multiples of Re. 1/- thereafter	Rs. 1,000 and multiples of Re. 1/- thereafter	Rs. 500
Systematic Investment Plan (SIP)	Rs. 500/- . Monthly and Quarterly options (only in Regular Plan).			
Systematic Withdrawal Plan (SWP)	Rs. 500/- . Weekly, Monthly and Quarterly options.			
Systematic Transfer Plan (STP)	Rs. 500/- . Weekly, Monthly and Quarterly options.			
Benchmark Index	35% BSE Oil & Gas, 30% BSE Metals, 35% MSCI World Energy (net and expressed in INR)			
Dividend Policy	The Trustee envisages declaring a dividend under the Dividend Option, and the distribution of dividends and the frequency thereof are entirely at the discretion of the Trustee.			
Name of the Fund Manager	Anup Maheshwari - Fund Manager who will manage the investments of the Scheme in equity and equity related securities of companies domiciled in India. Mehul Jani - Dedicated Fund Manager who will manage the overseas investments of the Scheme.			

(a) Absolute Returns



Returns are computed from the Date of Allotment/1st April, as the case maybe, to 31st March of the respective financial year.

(b) Compounded Annualised Returns as of June 30, 2011

PERIOD	ABSOLUTE RETURN	
	DSPBRNREF - REGULAR PLAN	COMPOSITE BENCHMARK^
Last 1 Year	6.76%	6.78%
Last 3 Years	14.21%	0.02%
Since Inception	12.52%	(-2.53%)
NAV / Index Value (Jun 30)	Rs. 14.552	92.16
Date of allotment	25th April, 2008	

^Composite Benchmark = 30% BSE Metals + 35% BSE Oil & Gas + 35% MSCI World Energy Index (Net & Expressed in INR; Normalised Values) Since inception returns are calculated on Rs. 10/- invested at inception, viz. date of allotment. All returns are for Growth Option. **Past performance may or may not be sustained in future and should not be used as a basis for comparison with other investments.**

Expenses of the Scheme	Entry Load		Exit Load		
	NIL		Holding period: < 12 months: 1% >= 12 months: Nil		
	First Rs.100 crores	Next Rs.300 crore	Next Rs.300 crores	Balance	Actual Expenses for 2010-2011
	2.50%	2.25%	2.00%	1.75%	2.25%
	1.45%	1.45%	1.45%	1.45%	N.A

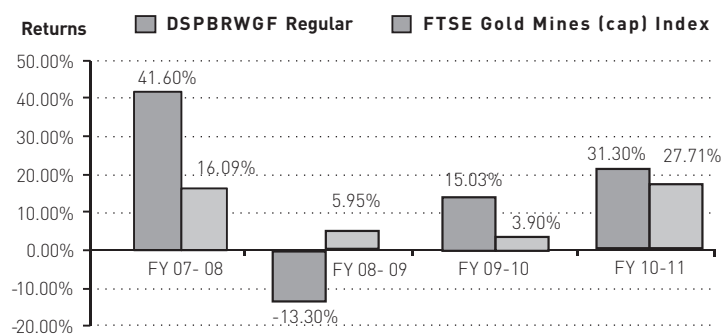
Suspension of Subscriptions/Switches & Termination of SIP/STP under special circumstances: The AMC/Trustee reserves the right to temporarily suspend subscriptions/switches into the Scheme, or terminate the SIP/STP into the Scheme without any notice, if the limit prescribed by SEBI for overseas investments by the schemes of the Mutual Fund is expected to be exceeded.

DSP BLACKROCK WORLD GOLD FUND

Investment Objective	Please refer to page no. 6			
Investment Strategy	The Scheme will invest predominantly in units of BGF - WGF. The Scheme may, at the discretion of the Investment Manager, also invest in the units of other similar overseas mutual fund schemes, which may constitute a significant part of its corpus. The Scheme may also invest a certain portion of its corpus in money market securities and/or units of money market/liquid schemes of DSP BlackRock Mutual Fund, in order to meet liquidity requirements from time to time.			
Asset Allocation Pattern of the Scheme	Types of Instruments		Normal Allocation [% of Net Assets]	
			Minimum	Maximum
	1. Units of BGF – WGF# or other similar overseas mutual fund scheme(s)		90%	100%
	2. Money market securities and/or units of money market/liquid schemes of DSP BlackRock Mutual Fund		0%	10%
	#In the shares of BGF-WGF, an Undertaking for Collective Investment in Transferable Securities (UCITS) III Fund.			
Plans and Options	Regular Plan : <ul style="list-style-type: none">• Dividend - Payout Dividend *• Growth - Reinvest Dividend		Institutional Plan : <ul style="list-style-type: none">• Dividend - Payout Dividend *• Growth - Reinvest Dividend	
* Note: If the dividend amount payable (net of tax deducted at source, wherever applicable) is for an amount equal to or less than Rs. 250/-, then such dividend will be compulsorily and automatically reinvested in the respective Scheme/Plan.				
Minimum Application Amount / Number of Units		Purchase	Additional Purchase	Repurchase
	Regular Plan	Rs. 5,000 and multiples of Re. 1/- thereafter	Rs. 1,000 and multiples of Re. 1/- thereafter	Rs. 500
	Institutional Plan	Rs. 1 crore and multiples of Re. 1/- thereafter	Rs. 1,000 and multiples of Re. 1/- thereafter	Rs. 500
Systematic Investment Plan (SIP)	Rs. 500/- . Monthly and Quarterly options available (only in Regular Plan)			
Systematic Withdrawal Plan (SWP)	Rs. 500/- . Weekly, Monthly and Quarterly options available.			
Systematic Transfer Plan (STP)	Rs. 500/- . Weekly, Monthly and Quarterly options available.			
Benchmark Index	FTSE Gold Mines (Cap) (in INR terms)			
Dividend Policy	The Trustee envisages declaring a dividend under the Dividend Option, and the distribution of dividends and the frequency thereof are entirely at the discretion of the Trustee.			
Name of the Fund Manager	Mehul Jani - Dedicated Fund Manager for managing the overseas investments of the Scheme			

Performance of the Scheme

(a) Absolute Returns



Returns are computed from the Date of Allotment/1st April, as the case maybe, to 31st March of the respective financial year.

(b) Compounded Annualised Returns as of June 30, 2011

PERIOD	COMPOUNDED ANNUALISED RETURN	
	DSPBRWGF (REGULAR PLAN)	FTSE GOLD MINES (CAP)
Last 1 Year	7.54%	0.27%
Last 3 Years	4.83%	5.31%
Since Inception	15.54%	11.73%
NAV / Index Value (Jun 30)	Rs. 17.2973	1,58,768.18
Date of allotment	14th September, 2007	

Note: As per the SEBI standards for performance reporting, the since inception returns are calculated on Rs. 10/- invested at inception. For this purpose the inception date is deemed to be the date of allotment. The Returns shown are for the growth option. **Past performance may or may not be sustained in future and should not be used as a basis for comparison with other investments.**

Expenses of the Scheme	Entry Load	Exit Load
	NIL	Holding period: < 12 months: 1% >= 12 months: Nil
	2.50%	Regular Plan: 0.91% Institutional Plan: 0.34%
(Maximum TER, including expenses charged by the underlying Schemes in which the Scheme will invest)		

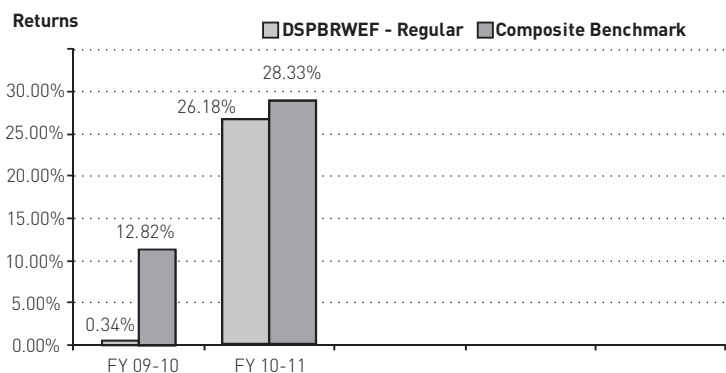
Suspension of Subscriptions/Switches & Termination of SIP/STP under special circumstances: The AMC/Trustee reserves the right to temporarily suspend subscriptions/switches into the Scheme, or terminate the SIP/STP into the Scheme without any notice, if the limit prescribed by SEBI for overseas investments by the schemes of the Mutual Fund is expected to be exceeded.

DSP BLACKROCK WORLD ENERGY FUND

Investment Objective	Please refer to page no. 6		
Investment Strategy	The Scheme will invest predominantly in units of BGF – WEF and BGF - NEF. The Scheme may, at the discretion of the Investment Manager, also invest in the units of other similar overseas mutual fund schemes, which may constitute a significant part of its corpus. The Scheme may also invest a certain portion of its corpus in money market securities and/or money market/ liquid schemes of DSP BlackRock Mutual Fund, in order to meet liquidity requirements from time to time.		
Asset Allocation Pattern of the Scheme	Types of Instruments	Normal Allocation (% of Net Assets)	
		Minimum	Maximum
	1. Units of BGF – WEF [#] or other similar overseas mutual fund scheme(s)	50%	100%
	2. Units of BGF – NEF [#] or other similar overseas mutual fund scheme(s)	0%	30%
	3. Money market securities and/or units of money market/liquid schemes of DSP BlackRock Mutual Fund	0%	20%
[#] In the shares of BGF – WEF and BGF – NEF, Undertaking for Collective Investment in Transferable Securities (UCITS) III fund.			
Plans and Options	Regular Plan :	<ul style="list-style-type: none"> • Dividend - Payout Dividend * - Reinvest Dividend 	Institutional Plan : <ul style="list-style-type: none"> • Dividend - Payout Dividend * - Reinvest Dividend
	* Note: If the dividend amount payable (net of tax deducted at source, wherever applicable) is for an amount equal to or less than Rs. 250/-, then such dividend will be compulsorily and automatically reinvested in the respective Scheme/Plan.		
Minimum Application Amount / Number of Units		Purchase	Additional Purchase
		Repurchase	
	Regular Plan	Rs. 5,000/- and multiples of Re. 1/- thereafter	Rs. 1,000/- and multiples of Re. 1/- thereafter
	Institutional Plan	Rs. 1 crore and multiples of Re. 1/- thereafter	Rs. 1,000 and multiples of Re. 1/- thereafter
Systematic Investment Plan (SIP)	Rs. 500/- . Monthly and Quarterly options available (only in Regular Plan)		
Systematic Withdrawal Plan (SWP)	Rs. 500/- . Weekly, Monthly and Quarterly options available.		
Systematic Transfer Plan (STP)	Rs. 500/- . Weekly, Monthly and Quarterly options available.		
Benchmark Index	70% MSCI World Energy (Net); 30% MSCI World (Net)		
Dividend Policy	The Trustee envisages declaring a dividend under the Dividend Option, and the distribution of dividends and the frequency thereof are entirely at the discretion of the Trustee.		
Name of the Fund Manager	Mehul Jani – Dedicated Fund Manager for managing the overseas investments of the Scheme		

Performance of the Scheme

(a) Absolute Returns



Returns are computed from the Date of Allotment/1st April, as the case maybe, to 31st March of the respective financial year.

(b) Compounded Annualised Returns as of June 30, 2011

PERIOD	Compounded Annualised Returns	
	DSPBRWEF - REGULAR PLAN	COMPOSITE BENCHMARK [^]
Last 1 Year	32.84%	46.18%
Since Inception	8.64%	19.58%
NAV / Index Value (Jun 30)	Rs. 11.6824	139.88
Date of allotment	14th August, 2009	

[^]Composite Benchmark = 70% MSCI World Energy (Net); 30% MSCI World (Net). "Since inception" returns are calculated on Rs. 10/- invested at inception, viz. date of allotment. All returns are for Growth Option. **Past performance may or may not be sustained in future and should not be used as a basis for comparison with other investments.**

Expenses of the Scheme	Entry Load	Exit Load
	NIL	Holding period: < 12 months: 1% ≥ 12 months: Nil
	2.50%	Regular Plan: 0.98% Institutional Plan: 0.84%
(Maximum TER, including expenses charged by the underlying Schemes in which the Scheme will invest)		

Suspension of Subscriptions/Switches & Termination of SIP/STP under special circumstances: The AMC/Trustee reserves the right to temporarily suspend subscriptions/ switches into the Scheme, or terminate the SIP/STP into the Scheme without any notice, if the limit prescribed by SEBI for overseas investments by the schemes of the Mutual Fund is expected to be exceeded.

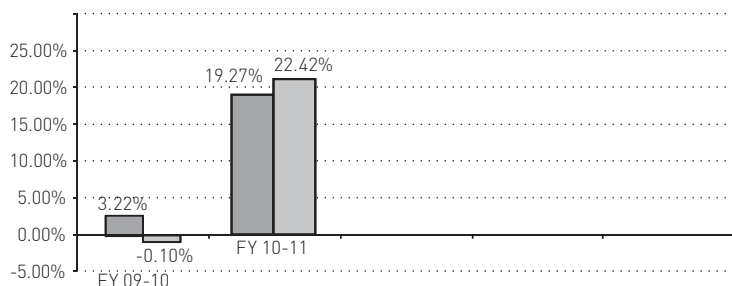
DSP BLACKROCK WORLD MINING FUND

Investment Objective	Please refer to page no. 6			
Investment Strategy	The Scheme will invest predominantly in units of BGF – WMF. The Scheme may, at the discretion of the Investment Manager, also invest in the units of other similar overseas mutual fund schemes, which may constitute a significant part of its corpus. The Scheme may also invest a certain portion of its corpus in money market securities and/or money market/liquid schemes of DSP BlackRock Mutual Fund, in order to meet liquidity requirements from time to time.			
Asset Allocation Pattern of the Scheme	Types of Instruments		Normal Allocation (% of Net Assets)	
			MinimumMaximum	
	1. Units of BGF – WMF# or other similar overseas mutual fund scheme(s)		80%100%	
	2. Money market securities and/or units of money market/liquid schemes of DSP BlackRock Mutual Fund		0%20%	
	# In the shares of BGF – WMF, an Undertaking for Collective Investment in Transferable Securities (UCITS) III fund.			
Plans and Options	Regular Plan : <ul style="list-style-type: none">• Dividend - Payout Dividend * - Reinvest Dividend		Institutional Plan : <ul style="list-style-type: none">• Dividend - Payout Dividend * - Reinvest Dividend	
	* Note: If the dividend amount payable (net of tax deducted at source, wherever applicable) is for an amount equal to or less than Rs. 250/-, then such dividend will be compulsorily and automatically reinvested in the respective Scheme/Plan.			
Minimum Application Amount / Number of Units		Purchase	Additional Purchase	Repurchase
	Regular Plan	Rs. 5,000/- and multiples of Re. 1/- thereafter	Rs. 1,000/- and multiples of Re. 1/- thereafter	Rs. 500
	Institutional Plan	Rs. 1 crore and multiples of Re. 1/- thereafter	Rs. 1,000 and multiples of Re. 1/- thereafter	Rs. 500
Systematic Investment Plan (SIP)	Rs. 500/- . Monthly and Quarterly options available (only in Regular Plan)			
Systematic Withdrawal Plan (SWP)	Rs. 500/- . Weekly, Monthly and Quarterly options available.			
Systematic Transfer Plan (STP)	Rs. 500/- . Weekly, Monthly and Quarterly options available.			
Benchmark Index	HSBC Global Mining (cap) Index (in INR terms)			
Dividend Policy	The Trustee envisages declaring a dividend under the Dividend Option, and the distribution of dividends and the frequency thereof are entirely at the discretion of the Trustee.			
Name of the Fund Manager	Mehul Jani – Dedicated Fund Manager for managing the overseas investments of the Scheme			

Performance of the Scheme

(a) Absolute Returns

Returns ■ DSPBRWMF - Regular ■ HSBC Global Mining (Cap) Index



Returns are computed from the Date of Allotment/1st April, as the case maybe, to 31st March of the respective financial year.

(b) Compounded Annualised Returns as of June 30, 2011

PERIOD	Compounded Annualised Returns	
	DSPBRWMF - REGULAR PLAN	HSBC GLOBALMINING (Cap) INDEX
Last 1 Year	34.08%	33.67%
Since Inception	11.84%	10.91%
NAV / Index Value (Jun 30)	Rs. 11.8289	32,213.60
Date of allotment	29th December, 2009	

"Since inception" returns are calculated on Rs. 10/- invested at inception, viz. date of allotment. All returns are for Growth Option. **Past performance may or may not be sustained in future and should not be used as a basis for comparison with other investments.**

Expenses of the Scheme <ul style="list-style-type: none"> • Load structure (as a % of Applicable NAV) Regular and Institutional Plan • Recurring Expenses (as a % per annum of daily average net assets) - Regular Plan & Institutional Plan 	Entry Load	Exit Load
	NIL	Holding period: < 12 months: 1% ≥ 12 months: Nil
	2.50%	Regular Plan: 0.97% Institutional Plan: 0.33%
(Maximum TER, including expenses charged by the underlying Schemes in which the Scheme will invest)		

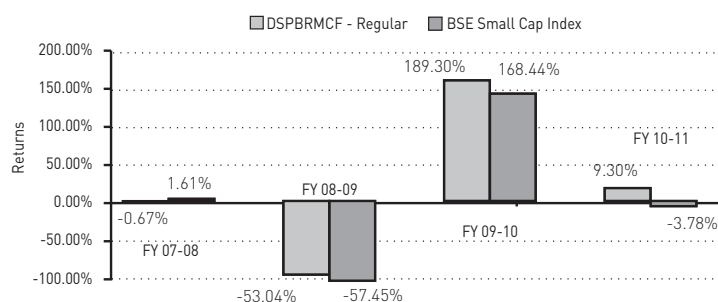
Suspension of Subscriptions/Switches & Termination of SIP/STP under special circumstances: The AMC/Trustee reserves the right to temporarily suspend subscriptions/switches into the Scheme, or terminate the SIP/STP into the Scheme without any notice, if the limit prescribed by SEBI for overseas investments by the schemes of the Mutual Fund is expected to be exceeded.

DSP BLACKROCK MICRO CAP FUND

Investment Objective	Please refer to page no. 6					
Investment Strategy	The Investment Manager will use a disciplined quantitative analysis of financial operating statistics. In picking out individual investment opportunities for the portfolio, among the defined universe eligible for investment, the Investment Manager will seek both value and growth. Value is discerned when the Investment Manager believes that the long term growth potential of a company is not fully reflected in the market price of the company s securities and which potential it seeks to better every year capitalising on its various strengths, which could mean strong brand equity, growing market share, strong management and technological excellence, among others. For detailed note on Investment Strategy, please refer the SID.					
Asset Allocation Pattern of the Scheme	Types of Instruments	Normal Allocation [% of Net Assets]				
		Minimum	Maximum			
	1. (a) Equity and equity related securities which are not part of the top 300 stocks by market capitalization	65%	100%			
	1. (b) Equity and equity related securities which are in the top 300 stocks by market capitalization	0%	35%			
	Of 1(a) & (b) above, investment in ADRs, GDRs and foreign securities	0%	25%			
	2. Debt* and Money Market Securities	0%	35%			
*Debt securities may include securitized debt upto 10% of net assets of the Scheme						
Plans and Options	Regular Plan :	• Dividend - Payout Dividend * - Reinvest Dividend	• Growth	Institutional Plan :	• Dividend - Payout Dividend * - Reinvest Dividend	• Growth
	* Note: If the dividend amount payable (net of tax deducted at source, wherever applicable) is for an amount equal to or less than Rs. 250/-, then such dividend will be compulsorily and automatically reinvested in the respective Scheme/Plan.					
Minimum Application Amount / Number of Units		Purchase	Additional Purchase	Repurchase		
	Regular Plan	Rs. 5,000 and multiples of Re. 1/- thereafter	Rs. 1,000 and multiples of Re. 1/- thereafter	Rs. 500		
	Institutional Plan	Rs. 1 crore and multiples of Re. 1/- thereafter	Rs. 1,000 and multiples of Re. 1/- thereafter	Rs. 500		
Systematic Investment Plan (SIP)	Rs. 500/- . Monthly and Quarterly options available (only in Regular Plan)					
Systematic Withdrawal Plan (SWP)	Rs. 500/- . Weekly, Monthly and Quarterly options available					
Systematic Transfer Plan (STP)	Rs. 500/- . Weekly, Monthly and Quarterly options available					
Benchmark Index	BSE Small Cap Index					
Dividend Policy	The Trustee envisages declaring dividend under the Dividend Option, and the distribution of dividends and the frequency thereof are entirely at the discretion of the Trustee.					
Name of the Fund Manager	Mr. Apoorva Shah and Mr. Vinit Sambre Mr. Mehul Jani (Dedicated Fund Manager for managing overseas investments)					

Performance of the Scheme

(a) Absolute Returns



Returns are computed from the Date of Allotment/1st April, as the case maybe, to 31st March of the respective financial year.

(b) Compounded Annualised Returns as of June 30, 2011

PERIOD	COMPOUNDED ANNUALISED RETURN	
	DSPBRMCF (REGULAR PLAN)	BSE SMALL CAP
Last 1 Year	(1.50%)	(10.08%)
Last 3 Years	18.97%	4.92%
Since Inception	11.01%	2.71%
NAV / Index Value (Jun 30)	Rs. 15.263	8,326.28
Date of allotment	14th June, 2007	

Note: As per the SEBI standards for performance reporting, the since inception returns are calculated on Rs. 10/- invested at inception. For this purpose the inception date is deemed to be the date of allotment. The Returns shown are for the growth option. **Past performance may or may not be sustained in future and should not be used as a basis for comparison with other investments.**

Expenses of the Scheme • Load structure (as a % of Applicable NAV) Regular and Institutional Plan • Recurring Expenses (as a % per annum of daily average net assets) - Regular Plan & Institutional Plan	Entry Load		Exit Load		
	NIL		Holding period: < 24 months: 1%; >= 24 months: Nil		
	First Rs.100 crores	Next Rs.300 crore	Next Rs.300 crores	Balance	Actual Expenses for 2010-2011
	2.50%	2.25%	2.00%	1.75%	2.29%
	1.45%	1.45%	1.45%	1.45%	N.A.

DSP BLACKROCK FOCUS 25 FUND

Investment Objective	Please refer to page no. 6		
Investment Strategy	The primary investment objective of the Scheme is to generate long-term capital growth from a portfolio of equity and equity-related securities including equity derivatives. The portfolio will largely consist of companies, which are amongst the top 200 companies by market capitalisation. The portfolio will limit exposure to companies beyond the top 200 companies by market capitalization upto 20% of the net asset value. The Scheme will normally hold equity and equity-related securities including equity derivatives, of upto 25 companies. Further, the Scheme will also have at least 95% of the invested amount (excluding investments in debt securities, money market securities and cash and cash equivalents) across the top 25 holdings in the portfolio. The Scheme may also invest in debt and money market securities, for defensive considerations and/or for managing liquidity requirements. There can be no assurance that the investment objective of the Scheme will be realized.		
Asset Allocation Pattern of the Scheme	Types of Instruments	Normal Allocation (% of Net Assets)	
		Minimum	Maximum
	1(a) Equity and equity related securities, which are amongst the top 200 companies by market capitalization*	65%	100%
	1(b) Equity and equity related securities, which are beyond the top 200 companies by market capitalisation	0%	20%
	Of 1(a) and 1(b) above, investments in ADRs, GDRs and foreign securities	0%	25%
	2. Debt securities, Money Market Securities and Cash & Cash Equivalent	0%	35%
	*The portfolio will largely consist of companies, which are amongst the top 200 companies by market capitalisation. The portfolio will limit exposure to companies beyond the top 200 companies by market capitalization to 20% of the net asset value. The Scheme will also have at least 95% of the invested amount (excluding investments in debt securities, money market securities and cash and cash equivalents) across the top 25 holdings in the portfolio.		
In the event of any deviations below the minimum limits or beyond the maximum limits, a review and rebalancing of the asset allocation will be called for by the Fund Manager within 30 days from the date of the said deviation. Such changes in the investment pattern will be for a short term and for defensive considerations and the intention being at all times to seek to protect the interests of the Unit Holders. Total gross derivative exposure, investment in equity and equity related securities and investment in debt and money market securities in the scheme shall not exceed 100% of the net assets of the scheme. However, security wise hedge position will not be considered in calculating the above exposure.			
Plans and Options	<div>Plans: NoneOptions: GrowthDividend : –Payout Dividend * – Reinvest Dividend</div> <div>* Note: If the dividend amount payable (net of tax deducted at source, wherever applicable) is for an amount equal to or less than Rs. 250/-, then such dividend will be compulsorily and automatically reinvested in the respective Scheme/Plan.</div>		
Minimum Application Amount / Number of Units	Purchase	Additional Purchase	Repurchase
	Rs. 5,000 and multiples of Re. 1/- thereafter	Rs. 1,000 and multiples of Re. 1/- thereafter	Rs. 500
Systematic Investment Plan (SIP)	Rs. 500/-. Monthly and Quarterly options available		
Systematic Withdrawal Plan (SWP)	Rs. 500/-. Weekly, Monthly and Quarterly options available		
Systematic Transfer Plan (STP)	Rs. 500/-. Weekly, Monthly and Quarterly options available		
Benchmark Index	BSE Sensex		
Dividend Policy	The Trustee envisages declaring dividend under the Dividend Option, and the distribution of dividends and the frequency thereof are entirely at the discretion of the Trustee.		
Name of the Fund Manager	Mr. Apoorva Shah Mr. Mehul Jani (Dedicated Fund Manager for managing overseas investments)		

Performance of the Scheme

(a) Compounded Annualised Returns Annunalised Return as of June 30, 2011

PERIOD	ABSOLUTE RETURN	
	DSPBRF25F	BSE SENSEX
Last 1 Year	3.72%	6.47%
Since Inception	6.86%	10.75%
NAV / Index Value (Jun 30)	Rs. 10.725	18,845.87
Date of allotment	10th June 2010	

Note: As per the SEBI standards for performance reporting, the since inception returns are calculated on Rs. 10/- invested at inception. For this purpose the inception date is deemed to be the date of allotment. The Returns shown are for the growth option. **Past performance may or may not be sustained in future and should not be used as a basis for comparison with other investments.**

(b) As the Scheme has not completed one year as on 31st March, 2011, absolute return has not been shown.

Expenses of the Scheme	Entry Load	Exit Load			
	• Load structure (as a % of Applicable NAV)	NIL			
		Holding period: < 12 months: 1%; >= 12 months: Nil			
	• Recurring Expenses (as a % per annum of daily average net assets)	First Rs.100 crores	Next Rs.300 crore	Next Rs.300 crores	Balance
		2.50%	2.25%	2.00%	1.75%
					Actual Expenses for 2010-2011
					2.15%

READY RECKONER						
	Schemes (Cheque in the name of)	Plans	Options	Sub Options	Minimum Investment Amount#	Minimum Additional Purchase#
Income Schemes	DSP BlackRock Bond Fund	-	Growth * Dividend Monthly Dividend	- Payout * Reinvest Payout * Reinvest	5,000	1,000
	DSP BlackRock Government Securities Fund	-	Growth * Dividend Monthly Dividend	- Payout * Reinvest Payout * Reinvest	5,000	1,000
	DSP BlackRock Treasury Bill Fund	-	Growth * Dividend Monthly Dividend	- Payout * Reinvest Payout * Reinvest	5,000	1,000
	DSP BlackRock Short Term Fund	-	Growth * Dividend Monthly Dividend Weekly Dividend	- Payout * Reinvest Payout * Reinvest - Reinvest	5,000	1,000
	DSP BlackRock Money Manager Fund	Regular Plan*	Growth * Weekly Dividend Daily Dividend	- - Reinvest - Reinvest	5,000	1,000
		Institutional Plan	Growth * Weekly Dividend Daily Dividend	- Payout Reinvest* - Reinvest	1,00,00,000	1,000
	DSP BlackRock Strategic Bond Fund	Regular Plan*	Growth * Dividend Weekly Dividend Monthly Dividend Daily Dividend	- Payout * Reinvest - Reinvest - Reinvest - Reinvest	5,000	1,000
		Institutional Plan	Growth * Dividend Weekly Dividend Monthly Dividend Daily Dividend	- Payout * Reinvest Payout * Reinvest Payout * Reinvest - Reinvest	1,00,00,000	1,000
	DSP BlackRock Floating Rate Fund	Regular Plan*	Growth * Dividend Daily Dividend Weekly Dividend	- Payout * Reinvest - Reinvest - Reinvest	5,000	1,000
		Institutional Plan	Growth * Dividend Daily Dividend Weekly Dividend	- Payout * Reinvest - Reinvest Payout Reinvest*	1,00,00,000	1,000
Liquid Scheme	DSP BlackRock Liquidity Fund	Regular Plan*	Growth * Daily Dividend Weekly Dividend	- - Reinvest - Reinvest	5,000	1,000
		Institutional Plan	Growth * Daily Dividend Weekly Dividend	- - Reinvest Payout Reinvest*	1,00,00,000	1,000
FoF	DSP BlackRock World Gold Fund	Regular Plan*	Growth * Dividend	- Payout * Reinvest	5,000	1,000
		Institutional Plan	Growth * Dividend	- Payout * Reinvest	1,00,00,000	1,000
	DSP BlackRock World Energy Fund	Regular Plan*	Growth * Dividend	- Payout * Reinvest	5,000	1,000
		Institutional Plan	Growth * Dividend	- Payout * Reinvest	1,00,00,000	1,000
	DSP BlackRock World Mining Fund	Regular Plan*	Growth * Dividend	- Payout * Reinvest	5,000	1,000
		Institutional Plan	Growth * Dividend	- Payout * Reinvest	1,00,00,000	1,000

* In case the investor does not fill the plan / option / sub-option properly and clearly or in case of incomplete details, non clarity or ambiguity, default options will be considered and applied.

in multiples of Re. 1/-, thereafter.

READY RECKONER

	Schemes (Cheque in the name of)	Plans	Options	Sub Options	Minimum Investment Amount #	Minimum Additional Purchase #
Equity Schemes	DSP BlackRock Equity Fund	Regular Plan*	Dividend Growth*	Payout * Reinvest -	5,000	1,000
		Institutional Plan	Dividend Growth*	Payout * Reinvest -	1,00,00,000	1,000
	DSP BlackRock Opportunities Fund	Regular Plan*	Growth * Dividend	Payout * Reinvest -	5,000	1,000
		Institutional Plan	Growth * Dividend	Payout * Reinvest -	1,00,00,000	1,000
	DSP BlackRock Technology.com Fund	Regular Plan*	Growth * Dividend	Payout * Reinvest -	5,000	1,000
		Institutional Plan	Growth * Dividend	Payout * Reinvest -	1,00,00,000	1,000
	DSP BlackRock Top 100 Equity Fund	Regular Plan*	Growth * Dividend	Payout * Reinvest -	5,000	1,000
		Institutional Plan	Growth * Dividend	Payout * Reinvest -	1,00,00,000	1,000
	DSP BlackRock India T.I.G.E.R. Fund (The Infrastructure Growth and Economic Reforms Fund)	Regular Plan*	Growth * Dividend	Payout * Reinvest -	5,000	1,000
		Institutional Plan	Growth * Dividend	Payout * Reinvest -	1,00,00,000	1,000
	DSP BlackRock Tax Saver Fund	-	Growth * Dividend	Payout * Reinvest -	500	500
	DSP BlackRock Small and Mid Cap Fund	Regular Plan*	Growth * Dividend	Payout * Reinvest -	5,000	1,000
		Institutional Plan	Growth * Dividend	Payout * Reinvest -	1,00,00,000	1,000
	DSP BlackRock Natural Resources and New Energy Fund	Regular Plan*	Growth * Dividend	Payout * Reinvest -	5,000	1,000
		Institutional Plan	Growth * Dividend	Payout * Reinvest -	1,00,00,000	1,000
	DSP BlackRock Focus 25 Fund	-	Growth * Dividend	Payout * Reinvest -	5,000	1,000
	DSP BlackRock Micro Cap Fund	Regular Plan*	Growth * Dividend	Payout * Reinvest -	5,000	1,000
		Institutional Plan	Growth * Dividend	Payout * Reinvest -	1,00,00,000	1,000
Hybrid Schemes	DSP BlackRock Savings Manager Fund	-	Growth * Monthly Income Payment (MIP) ^ Quarterly Income Payment	Payout * Reinvest Payout * Reinvest	5,000	1,000
	DSP BlackRock Balanced Fund	-	Growth * Dividend	Payout * Reinvest -	5,000	1,000

* In case the investor does not fill the plan / option / sub-option properly and clearly or in case of incomplete details, non clarity or ambiguity, default options will be considered and applied. ^ Monthly Income is not assured and is subject to the availability of distributable surplus. # in multiples of Re. 1/-, thereafter.

Taxation: The information is provided for general information only. However, in view of the individual nature of the implications, each investor is advised to consult own tax advisors/authorised dealers with respect to the specific amount of tax and other implications arising out of his or her participation in the Schemes.

		Tax Rates* under the Act			TDS Rate* under the Act		
		Residents	NRIs / PIOs	FIIIs	Residents	NRIs / PIOs / other Non FII non-residents	FIIIs
Short Term Capital Gain	Units of a non equity oriented Scheme	Taxable at normal rates of tax applicable to the assessee		30% (u/s 115AD)	NIL	30% for non residents non corporates, 40% for non resident corporates, (u/s 195)	NIL
	Units of an equity oriented Scheme	15% on redemption of units where STT is payable on redemption (u/s 111A).				15% for non residents non corporates / non resident corporates.	
Long Term Capital Gain **	Units of a non equity oriented Scheme	10% without indexation, or 20% with indexation, whichever is lower (u/s 112)		10% (u/s 115AD)	NIL	20% for non residents (u/s 195)	NIL
	Units of an equity oriented Scheme	Exempt in case of redemption of units where STT is payable on redemption (u/s 10(38)]				NIL	

*plus surcharge as applicable:- In the case of a domestic company @5%, and in case of a every company, other than a domestic company @2% (if their total income exceeds Rs. 100,00,000/-), No surcharge on firms, co-operative societies, local authorities Individuals/HUFs/BOIs/AOPs and Artificial juridical persons. Plus education cess and secondary and higher education cess : 3%

** Capital Gains on redemption of units held for a period of more than 12 months from the date of allotment.

[illegible]

Distributor Name and ARN	Sub Broker Code	Branch / RM Code	For Office use only
Distributor Contact No:			

Upfront commission shall be paid directly by the investor to the AMFI registered Distributors based on the investors' assessment of various factors including the service rendered by the distributor.

1. FIRST APPLICANT'S DETAILS

Name of First Applicant (Should match with PAN Card) **Gender** ☐ Male ☐ Female **Title** ☐ Mr. ☐ Ms. ☐ M/s

Existing Folio No

Date of Birth (Mandatory for minor)

PAN (1st Applicant / Guardian)

Enclose ☐ KYC Acknowledgement

For Investments "On behalf of Minor": (Refer Instruction 1-e)

(* Attach Mandatory Documents as per instructions).

Proof of DoB ☐ Birth Certificate ☐ School Certificate / Mark sheet attached * ☐ Passport ☐ Any other

Guardian named below is : ☐ Father ☐ Mother ☐ Court Appointed*

Name of Guardian if minor / **Contact Person** for non-individuals / **PoA** Holder name: **PoA PAN*** ☐ KYC*

Correspondence Address *PoA PAN & KYC is mandatory

Landmark
City Pin Code (Mandatory) State

Status of Sole/1st Applicant (Please tick ☒) ☐ Resident Individual ☐ On Behalf Of Minor ☐ HUF ☐ Sole Proprietorship ☐ NRI (Repatriable) ☐ NRI (Non-Repatriable) ☐ LLP ☐ Partnership Firm ☐ Company ☐ AOP/BOI ☐ Body Corporate ☐ Trust ☐ Society ☐ FII ☐ FOF - MF schemes ☐ Provident Fund ☐ Superannuation / Pension Fund ☐ Gratuity Fund ☐ Bank / FI ☐ Government Body ☐ Insurance Companies ☐ Others (Please specify)

Occupation (Please ☒) ☐ Service ☐ Professional ☐ Business ☐ Housewife ☐ Retired ☐ Student ☐ Other

DSPBR eServices **Email ID** (in capital)

DSPBR eSMS **Mobile** +91 **Fax** (Refer instruction 6)
STD Code **Tel. (Off)** **Tel. (Resi.)**

DSPBR Online PIN (Please tick ☒) **NEW** ☐ Yes, I wish to have a PIN for internet / telephone transactions and agree to terms and conditions of PIN Issuance and Usage as available in SID/SAI and www.dspblackrock.com (Refer instruction 1(f) for mandatory details).
☒ Email id, Date of Birth, Mobile Number, PAN are mandatory details for issuance of PIN and Online Facility.

2. JOINT APPLICANTS' DETAILS

Mode of Holding (Please tick ☒) ☐ Joint (Default) ☐ Anyone or Survivor ☐ Single

Name of Second Applicant (Should match with PAN Card) Title ☐ Mr. ☐ Ms. ☐ M/s

PAN (2nd applicant) **Enclose** ☐ KYC Acknowledgement

Name of Third Applicant (Should match with PAN Card) Title ☐ Mr. ☐ Ms. ☐ M/s

PAN (3rd applicant) **Enclose** ☐ KYC Acknowledgement

ACKNOWLEDGEMENT SLIP (To be filled in by the investor)

DSP BLACKROCK MUTUAL FUND

Received, subject to realisation, verification and conditions, an application for purchase of Units as mentioned in the application form.

From _____

Cheque no.	Date	Amount	Scheme

Application No.

3. BANK ACCOUNT DETAILS (Refer Instruction 3 and avail Multiple Bank Registration Facility)

Bank Name

Bank A/C No.

Branch Address

IFSC code: (11 digit)

A/C Type ☐ Savings ☐ Current ☐ NRE ☐ NRO ☐ FCNR ☐ Others

City

Pin

MICR code (9 digit) (This is a 9 digit number next to your cheque number)

4. INVESTMENT AND PAYMENT DETAILS (Refer Instruction 4) (Cheque DD should be in favour of "Scheme Name")

Scheme/Plan /Option/Sub Option

DSP BlackRock -

Scheme

Plan

Option/Sub Option

(Default plan/option/sub option will be applied incase of no information, ambiguity or discrepancy)

LUMPSUM

☐ One time Lump sum Investment: Please fill the details hereunder. Do not submit SIP Auto Debit Form. (Refer instruction 4(i) on Third Party Payments)

Payment Mode: ☐ Cheque ☐ DD ☐ RTGS ☐ NEFT ☐ Funds transfer

Cheque/DD/RTGS/NEFT No.

Amount (Rs.) (i)

DD charges, (Rs.)(ii)

Total Amount (Rs.) (i) + (ii) In figures

In Words

Cheque/RTGS/NEFT/DD Date

Payment from Bank A/c No.

Bank Name

Branch

Account Type ☐ Savings ☐ Current ☐ NRE ☐ NRO ☐ FCNR

Documents Attached to avoid Third Party Payment Rejection, where applicable: ☐ Bank Certificate, for DD ☐ Third Party Declarations

SIP

☐ SIP: Systematic Investment Plan. Please fill up SIP Auto Debit form and attach with this form . (Refer instruction 4(i) on Third Party Payments)

First SIP Cheque Details: (Mention Amount in SIP Auto Debit Form)

Cheque / DD No.

Cheque/DD Date

Drawn on Bank A/c No.

Bank & Branch

5. NOMINATION DETAILS (Refer Instruction 5) Individuals (single or joint applicants) are advised to avail Nomination facility.

☒ I/We wish to nominate. ☐ I/We DO NOT wish to nominate and sign here

1st Applicant Signature (Mandatory)

	Nominee Name	Guardian Name (In case of Minor)	Allocation %	Nominee Signature
Nominee 1				
Nominee 2				
Nominee 3				
Address			Total = 100%	

6. DECLARATION & SIGNATURES

Having read and understood the contents of the Scheme Information Document and Statement of Additional Information, Key Information Memorandum, Instructions and addenda issued by DSP BlackRock Mutual Fund, I/ We, hereby apply to the Trustee of DSP BlackRock Mutual Fund for Units of the relevant Scheme and agree to abide by the terms and conditions, rules and regulations of the Scheme. I/ We have neither received nor been induced by any rebate or gifts, directly or indirectly in making this investment. I/ We hereby nominate the above nominee to receive all the amounts to my/our credits in the event of my/our death and have read the instructions for nomination. Signature of the nominee acknowledging receipts of my/our credit will constitute full discharge of liabilities of DSP BlackRock Mutual Fund. I/We declare that the amount invested in the Scheme is through legitimate sources only and is not designed for the purpose of contravention or evasion of any Act, Regulation, Rule, Notification, Directions or any other applicable laws enacted by the Government of India or any Statutory Authority. The ARN holder has disclosed to me/us all the commissions (in the form of trail commission or any other mode), payable to him for the different competing Schemes of various Mutual Funds from amongst which the Scheme is being recommended to me/us. **Applicable to NRIs only:** I/We confirm that I am/We are Non-Resident(s) of Indian Nationality / Origin and I/We hereby confirm that the funds for subscription have been remitted from abroad through normal banking channels or from ☒ s in my / our Non-Resident External / Ordinary Account/FCNR Account(s). If NRI () Repatriation basis Non-Repatriation basis

Sole / First Applicant / Guardian

Second Applicant

Third Applicant

Email: service@dsblackrock.com

Website: www.dsblackrock.com

Contact Centre: 1800 200 4499

Quick Checklist

☐ Name, Address are correctly mentioned

☐ Email ID / Mobile number are mentioned

☐ PAN / KYC requirements are enclosed

☐ Complete Bank details provided

☐ Full scheme name, plan, option is mentioned

☐ Pay-In bank details and supportings are attached

☐ Nomination facility opted

☐ Form is signed by all applicants

☐ Additional documents provided if investor name is not pre-printed on payment cheque or if Demand Draft is used.

☐ Additional documents provided in case of specific exceptional Third Party Payments.

REGISTRATION CUM MANDATE FORM FOR ECS (Debit clearing) / Direct Debit/Standing Instructions

ARN:	Sub Broker Code	Branch / RM Code	For Office use only
Contact No:			

Upfront commission shall be paid directly by the investor to the AMFI registered Distributors based on the investors' assessment of various factors including the service rendered by the distributor.

INVESTOR AND INVESTMENT DETAILS

Sole / First Investor Name			
Existing Investor Folio No.	/	OR Application no. for New Investors	
Scheme	DSP BlackRock		
Plan		Option/Sub option	
Email ID: (In capital)			
Mobile Number:	+ 9 1	(For SMS Alerts)	(For Email Delivery instead of physical account statement.)

	Sole / First Applicant / Guardian	Second Applicant / Guardian	Third Applicant / Guardian
PAN & <input type="checkbox"/> KYC			
In case of Micro SIP (Refer Instruction 3)			
ID & Address Proof Document Name			
Document Number			
(provide attested photo identification proof)			

SIP AND DEBIT DETAILS

Each SIP Amount (Rs.)		Frequency <input type="checkbox"/> Monthly* <input type="checkbox"/> Quarterly	(Minimum 12 instalments, 6 in case of DSPBR Tax Saver Fund)
SIP Debit Date:	<input type="checkbox"/> 1 st * <input type="checkbox"/> 7 th <input type="checkbox"/> 14 th <input type="checkbox"/> 21 st <input type="checkbox"/> 28 th	(Please tick <input checked="" type="checkbox"/> only one date. Use separate forms for different dates)	
SIP Period (Including cheque)	Start Month	End Month	OR <input type="checkbox"/> DEC-2040*
	M M M / Y Y	M M M / Y Y	
(Note: There should be a minimum time gap of one month and maximum time gap of two months between the first cheque for SIP investment and first instalment of SIP Debit)			

First SIP Cheque No.:		Cheque date	D D / M M / Y Y Y Y
(Cheque amount same as Auto Debit Amount. Should be current dated & drawn on bank whose details are provided below.)			
Mandatory Enclosure	<input type="checkbox"/> Cheque Copy <input type="checkbox"/> Cancelled Cheque <input type="checkbox"/> Banker's attestation		
(If 1st instalment is not by cheque)			

PARTICULARS OF BANK ACCOUNT

I/We hereby authorise DSP BlackRock Mutual Fund and their authorised service providers to debit my/our following bank account by ECS (Debit Clearing) / Direct Debit/SI to account for collection of SIP payments. (First Unit Holder should be amongst one of bank account holders.)

Accountholder Name as in Bank Account	
Bank Name	
Branch Name & Address	
Account Number	
(Core Banking No. in full)	
9 Digit MICR Code	
(DSP BlackRock MF will not be responsible for any bank rejection or failed debit or transaction reversal due to funds not received from investors' bank for any reason including mandate not received.)	

Having read and understood the contents of the Scheme Information Document, Statement of Additional Information, Key Information Memorandum, Instructions and Addenda issued from time to time of the respective Scheme(s) of DSP BlackRock Mutual Fund mentioned within, I hereby declare that the particulars given above are correct and express my willingness to make payments referred above through participation in ECS/Direct Debit/Standing Instructions. If the transaction is delayed or not effected at all for reasons of incomplete or incorrect information, I would not hold the user institution responsible, I will also inform DSP BlackRock Mutual Fund, its service providers and bank about any changes in my bank account. I have read, understood and agreed to the terms and conditions of ECS (Debit)/Direct Debit/SI mentioned overleaf. In case of Micro SIP application without PAN, I/We hereby declare that I/we do not have any existing Micro SIPs with DSP BlackRock Mutual Fund which together with the current application will result in aggregate investments exceeding Rs. 50,000 in a year. The ARN holder has disclosed to me/us all the commissions (in the form of trail commission or any other model), payable to him for the different competing Schemes of various Mutual Funds from amongst which the Scheme is being recommended to me/us.

First Account Holder's Signature Second Account Holder's Signature Third Account Holder's Signature

Authorisation of the Bank Accountholder (to be signed by the Bank Accountholder)

This is to inform that I/We have registered for RBI's Electronic Clearing Service (Debit Clearing) / Direct Debit/Standing Instructions Facility and that my/our payment towards my/our investment in DSP BlackRock Mutual Fund shall be made from my/our below mentioned bank account with your bank. I/We authorise the representative of DSP BlackRock Mutual Fund carrying this mandate form to get it verified & executed. I have read, understood and agreed to the terms and conditions of ECS (Debit)/Direct Debit/SI mentioned overleaf.

Bank Account Number

(As in Bank Records)

(As in Bank Records)

(As in Bank Records)

First Account Holder's Signature Second Account Holder's Signature Third Account Holder's Signature

Acknowledgement (Subject to verification)

DSP BlackRock Mutual Fund

Investor's Name			
Folio No.	/	Scheme	
SIP Date	SIP Amount (Rs.)	Frequency: <input type="checkbox"/> Monthly <input type="checkbox"/> Quarterly	Cheque No.

List of Cities for SIP Auto Debit facility via ECS (Debit Clearing)

● Agra ● Ahmedabad ● Allahabad ● Amritsar ● Anand ● Asansol ● Aurangabad ● Bangalore ● Baroda ● Belgaum ● Bhavnagar ● Bhilwara ● Bhopal ● Bhubaneswar ● Bijapur ● Bikaner ● Burdwan ● Calicut ● Chandigarh ● Chennai ● Cochin ● Coimbatore ● Cuddalore ● Davangere ● Dehradun ● Delhi ● Dhanbad ● Durgapur ● Erode ● Gadag ● Gangtok ● Gorakhpur ● Gulbarga ● Guwahati ● Gwalior ● Hassan ● Hubli ● Hyderabad ● Indore ● Jabalpur ● Jaipur ● Jalandhar ● Jammu ● Jamnagar ● Jamshedpur ● Jodhpur ● Kakinada ● Kanpur ● Kolhapur ● Kolkata ● Kota ● Lucknow ● Ludhiana ● Madurai ● Mandya ● Mangalore ● Mumbai ● Mysore ● Nagpur ● Nasik ● Nellore ● Panjim ● Patna ● Pondicherry ● Pune ● Raichur ● Raipur ● Rajkot ● Ranchi ● Salem ● Shimla ● Shimoga ● Siliguri ● Solapur ● Surat ● Tirupati ● Tirunelveli ● Tirupur ● Trichur ● Trichy ● Trivendrum ● Tumkur ● Udaipur ● Udupi ● Varanasi ● Vijayawada ● Vizag

In other cities, facility available to account holders of Core Banking Branches of following banks

● Allahabad Bank ● Axis Bank ● Bank of Baroda ● Bank of India ● Citibank NA ● Corporation Bank ● Federal Bank ● HDFC Bank ● ICICI Bank ● IDBI Bank ● Kotak Mahindra Bank ● Punjab National Bank ● State Bank of India ● Union Bank of India

- Please refer the SID, SAI and Key Information Memorandum, Addenda issued from time to time and our website www.dsblackrock.com for instructions, terms and conditions, Applicable NAV, Risk Factors, load and other information, various requirements of the respective Scheme / Plan before investing. It is deemed that the investor has agreed to all the terms and conditions as prevailing on the date of the application and investment.
- This facility is only offered to those investors having bank accounts in select cities and with banks as mentioned above. The list of cities, banks and branches may be modified/updated/changed/removed at any time in future at the discretion of the AMC without assigning any reasons or prior notice. If the SIP auto debit facility is discontinued in a city for any reason, SIP instructions for investors in such city via ECS (Debit) route/Direct debit/SI may be discontinued without prior notice.
- PAN is mandatory for all investors. However, investments through Micro SIPs, i.e. where aggregate of installments per year per investor does not exceed Rs. 50,000, will be exempt from the requirement of PAN. Such investors must submit a valid and self attested standard photo identification and address proof documents in lieu of PAN. List of acceptable documents are available with the ISCs of the AMC/Registrar. If the identification document is not in order, or registration of SIP results in aggregate of the SIP investments exceeding Rs. 50,000 per investor per year, the SIP will be rejected.
- If SIP application form and cheque is submitted with bank details of a city where the Mutual Fund does not provide auto debit facility, first SIP cheque may get processed. However, future debits may not happen and SIP instruction may get rejected.
- In case of rejection of SIP form for any reason whatsoever, the Mutual Fund will not entertain any request for refund of proceeds of first cheque which is already processed. Investors will have to redeem the units allotted through first cheque at applicable NAV.
- To avail of SIP in separate schemes/plans via debit facility, an investor will have to fill a separate form for each scheme/plan. A single form cannot be used for different schemes simultaneously and may be rejected. Facility to register multiple SIP with similar details, i.e. same folio, same scheme, same amount, same date and same auto debit bank mandate is not available due to system constraints in ECS (Debit) as well with some of the banks offering standing instructions/direct debit.
- Complete application form and SIP debit form along with the first cheque (drawn on the same bank account which is to be registered for ECS Debit/Direct Debit / Standing Instruction) should be submitted to the Mutual Fund or the Registrar. AMC reserves the right to reject any application without assigning any reason thereof. Incorrect, incomplete or ambiguous forms will not be accepted and will be returned to the investor within 20 days via normal post.
- Existing Investors are required to submit the SIP debit form, indicating the existing Account Number and investment details in the SIP section of this form.
- In case the first cheque is issued from a different bank account or is a demand draft or in case of renewal of SIP debit, then investors should attach a cancelled cheque or a copy of the cheque pertaining to the bank account which is to be registered for ECS Debit/direct debit / standing instruction. Alternatively, investors can also get the bank account mentioned on the form certified from their banker with the bank seal.
- It will take a minimum of one month for registration with the bank and hence the first debit will be carried out only after one month, on the SIP start date mentioned on the form.
- The SIP period should cover minimum 12 installments (6 in case of DSPBR Tax Saver Fund), whether monthly or quarterly. The Mutual Fund and the Registrar reserve the right to modify the SIP period depending on the one month period for registration and to ensure minimum installments, even if the investor has submitted the form late or requested for a period less than minimum installments.
- If no start date is specified, SIP will be registered to start from a period after 30 days on the SIP date as available / mentioned. If no end date is specified or in the absence of SIP end date, SIP will be registered till December 2040.
- The investor agrees to abide by the terms and conditions of ECS facility of the Reserve Bank of India (RBI) as applicable at the time of investment and as may be modified from time to time at a later stage.
- The investor undertakes to keep sufficient funds in the funding account till the date of execution of standing instruction. The investor hereby declares that the particulars provided are correct and complete. If the transaction is delayed or not effected at all for reasons of incomplete or incorrect information or due to any reason by the investor's banker, the investor would not hold the Mutual Fund or the Bank responsible. If the date of debit to the investor's account happens to be a non Business Day as per the Mutual Fund, execution of the ECS Debit / Direct Debit / SI may happen on non business and allotment of Units will happen as per the terms and conditions listed in the SID, SAI, KIM and all relevant Addenda of the scheme concerned.
- The Mutual Fund, its Registrars, Direct Debit Banks and other service providers shall not be liable for, nor be in default by reason of, any failure or delay in completion of its obligation under this agreement, where such failure or delay is caused, in whole or in part, by any acts of God, civil war, civil commotion, riots, strike, mutiny, revolution, fire, flood, fog, war, lightning, earthquake, change of Government policies, unavailability of bank's computer system, force majeure events, or any other cause of peril which is beyond their reasonable control and which has the effect of preventing the performance of contract by them.
- The Mutual Fund, AMC, its Registrars, Banks and other service providers shall not be liable for any late registration of SIP with the bank for whatsoever reason or rejection of SIP registration with the bank with or without any reason, and will not be liable for any transactions not processed or reversed or rejected till the registration is successful.**
- For change in bank mandate, the SIP dates and the amount will not be considered even if mentioned. The SIP amount and the SIP tenure will remain the same as provided at the time of initial registration.
- For the purpose of SIP investments, the investor and/or bank accountholders authorizes AMC, its registrars, bankers, correspondent bankers and service providers, to raise a debit on the mentioned account with the bank branch. The investor and/or bank accountholders hereby authorizes the bank to honor all such requests received through AMC, its registrars, bankers and service providers to debit their Account with the amount requested, for due remittance of the proceeds to AMC.
The investor/s or the bank accountholders shall not dispute or challenge any debit, raised under this mandate, on any ground whatsoever. Investors will not have any claim against the AMC, service providers, bankers, correspondent bankers and service providers in respect of the amount so debited pursuant to the mandate submitted by the investor/account holder. Investor/s and/or the bank account holders shall keep the AMC, its Registrar, bankers, correspondent bankers and other service providers, jointly and or severally indemnified, from time to time, against all claims, actions, suits, for any loss, damage, costs, charges and expenses incurred by them, by reason of their acting upon the instructions issued by the named authorized signatories / beneficiaries. This request for debit mandate is valid and may be revoked only through a written letter from the investor submitted atleast one month in advance withdrawing the mandate signed by the authorized signatories / beneficiaries and acknowledged at AMC/registrar/bank counters and giving reasonable notice to effect such withdrawal.
- To modify SIP debit bank mandate, the investor may fill a separate form, viz., "Change of Payment Mechanism form" which is available at all the offices of the Mutual Fund. Instructions in any other form / manner are liable to be rejected.
- This request for debit mandate is valid until it is revoked by the investor through a written SIP cancellation request in the designated form withdrawing the mandate signed by the authorized signatories / beneficiaries and acknowledged at bank counters. Such request must be submitted atleast one month prior to the due date of the next SIP, failing which SIP debit may be processed. If the cancellation/termination / withdrawal request is submitted to the AMC/Registrar, the customer agrees that it is an authority to the AMC/Registrar to instruct the debit bank on discontinuation of SI and Customer will not hold Bank responsible for any SI cancellation based on AMC instruction.
- Investors agree that the AMC may discontinue the SIP facility for any investor / folio entirely at it's discretion and advise banks for SI cancellation in case one or more debits are rejected and funds not received for any reason.

SIP AUTO DEBIT FORM CHECKLIST

- | | |
|---|---|
| <input type="checkbox"/> Application Form is complete in all respect. Name, Application Number/ Folio, Scheme, Plan, Option are mentioned clearly | <input type="checkbox"/> Bank Name, Full Branch Address, Full Account Number, MICR Code for debit has been mentioned clearly and legibly. |
| <input type="checkbox"/> SIP Date, SIP Frequency has been ticked correctly | <input type="checkbox"/> Form is signed by all applicants as in bank records in two places as specified. |
| <input type="checkbox"/> Start Date and End Date is clearly mentioned as Month – Year. | <input type="checkbox"/> Auto Debit is from first Unit Holder's own bank account only. |

Broker Code	Sub Broker Code	Branch/RM Code	Appl No.
--------------------	------------------------	-----------------------	-----------------

Upfront commission shall be paid directly by the investor to the AMFI registered Distributors based on the investors' assessment of various factors including the service rendered by the distributor.

NAME OF UNITHOLDER / APPLICANT / GUARDIAN	Date of Birth	FOLIO NO.
	D D / M M / Y Y Y Y	

E-mail id to receive transaction confirmation / Account Statements etc.

Sole / First Applicant / Guardian	Second Applicant / Guardian	Third Applicant / Guardian
--	------------------------------------	-----------------------------------

PAN & ☐ KYC

In case of Micro SIP (Refer Instruction 3)

ID & Address Proof Document Name

Document Number
(provide attested photo identification proof)

1. SYSTEMATIC INVESTMENT PLAN (SIP) (Separate Cheque required for each investment)

All cheques should be of same date of the months/quarters.

Scheme, Plan/Option		SIP Date: <input type="checkbox"/> 1st <input type="checkbox"/> 7th <input type="checkbox"/> 14th <input type="checkbox"/> 21st <input type="checkbox"/> 28th	
Each SIP Amount	Rs.	Frequency <input type="checkbox"/> Monthly (Default) <input type="checkbox"/> Quarterly	
(Minimum Rs. 500/-)			
SIP Period From	D D / M M / Y Y Y Y	Cheque Nos. From	
To	D D / M M / Y Y Y Y	To	
(Minimum 12 instalments, 6 in case of DSPBR Tax Saver Fund)			
Drawn on	Bank A/c.	Bank	Branch City

2. SYSTEMATIC WITHDRAWAL PLAN (SWP) (Please allow 7 days to register SWP)

Scheme, Plan/Option		Withdrawal period starting from	
Withdrawal Amount		(Period to cover - minimum 6 SWP transactions)	
<input type="checkbox"/> Fixed Sum of	Rs.	(Minimum Rs. 500/-)	
<input type="checkbox"/> Capital Appreciation, subject to a Minimum of Rs. 500/-			
Withdrawal Dates <input type="checkbox"/> 1st* <input type="checkbox"/> 7th <input type="checkbox"/> 14th <input type="checkbox"/> 21st <input type="checkbox"/> 28th <input type="checkbox"/> All five SWP Dates Frequency <input type="checkbox"/> Monthly* <input type="checkbox"/> Quarterly * Default options			

3. SYSTEMATIC TRANSFER PLAN (STP) (Please allow 7 days to register STP)

STP From Scheme/Plan/Option		Transfer period starting from	
STP Into Scheme/Plan/Option		(Period to cover - minimum 6 STP transactions)	
Transfer Amount			
<input type="checkbox"/> Fixed Sum of	Rs.	(Minimum Rs. 500/-)	
<input type="checkbox"/> Capital Appreciation, subject to a Minimum of Rs. 500/-			
Transfer Dates <input type="checkbox"/> 1st* <input type="checkbox"/> 7th <input type="checkbox"/> 14th <input type="checkbox"/> 21st <input type="checkbox"/> 28th <input type="checkbox"/> All five STP Dates Frequency <input type="checkbox"/> Monthly* <input type="checkbox"/> Quarterly * Default options			

Investments done in schemes through STP will be treated as investments through SIP and the load structure for SIP will be applicable.

DECLARATION & SIGNATURES

Having read and understood the contents of the Scheme Information Document and Statement of Additional Information, Key Information Memorandum, Addenda issued till date of the Scheme & Plans mentioned above (including the target Scheme in case of STP) and Instructions overleaf, I/We apply to the Trustee, DSP BlackRock Mutual Fund, for SIP / SWP / STP, as the case may be, and agree to abide by the terms and conditions of SIP / SWP / STP. I/We agree to consider investment through STP as a deemed SIP investment. I/We have neither received nor been induced by any rebate or gifts, directly or indirectly in making this investment. In case of Micro SIP application without PAN, I/We hereby declare that I/we do not have any existing Micro SIPs with DSP BlackRock Mutual Fund which together with the current application will result in aggregate investments exceeding Rs. 50,000 in a year. The ARN holder has disclosed to me/us all the commissions (in the form of trail commission or any other model), payable to him for the different competing Schemes of various Mutual Funds from amongst which the Scheme is being recommended to me/us.

Sole / First Applicant / Guardian	Second Applicant	Third Applicant
-----------------------------------	------------------	-----------------

SIP / SWP / STP FORM - ACKNOWLEDGEMENT SLIP (To be filled in by the Investor)

FOLIO NO.		*Subject to verification, realisation and conditions
Received from		
An application for	<input type="checkbox"/> STP <input type="checkbox"/> SIP Cheque No. From _____ To _____ <input type="checkbox"/> SWP Total cheques <input type="text"/>	
		ISC Stamp & Signature

INSTRUCTIONS FOR SYSTEMATIC INVESTMENT (SIP)

- New investors investing in a Scheme / Plan using SIP should fill in all the sections in the Common Application Form except the section titled "Investment & Payment Details". Such investors should fill in their investment details in the SIP section of this form.
- Existing Investors are required to submit only this form (SIP/SWP/STP Form), indicating the existing Folio / Account Number, PAN details as applicable and investment details in the SIP section.
- Investors should ensure that they have complied with PAN and KYC requirements mentioned in KIM and general instructions, as may be applicable to them while opting for SIP facility.
- Minimum Investment Amount for each SIP installment is Rs. 500/- in all schemes and SIP has to be for a minimum period of 12 installments (6 in case of DSPBR Tax Saver Fund)
- You can opt for an SIP on a monthly / quarterly basis by issuing post-dated cheques for a pre-defined amount.
- SIP Facility is available only on specific dates of the month viz 1st / 7th / 14th / 21st/28th. All Cheques should be of the same date of month / quarter and for the same amount.
- The Cheques should be drawn in favour of "Name of the Scheme", as applicable, e.g. "DSP BlackRock Equity Fund."
- A separate SIP Form should be filled in for each Scheme / Plan / Option. Your Folio/Account number and name should be mentioned on the reverse of the Cheque.
- You can choose to discontinue this facility by giving 30 days' written notice to the Registrar.

INSTRUCTIONS FOR SYSTEMATIC WITHDRAWAL PLAN (SWP)

- New Investors investing in a scheme for the first time and wishing to avail of SWP, should fill in all the sections in the Common Application Form. The withdrawal details should be indicated in the SWP section of this form.
- Existing Investors are required to submit only this form (SIP/SWP/STP Form) indicating the existing Folio/Account Number and withdrawal details in the SWP section.
- Investors should ensure that they have complied with PAN and KYC requirements mentioned in KIM and general instructions, as may be applicable to them while opting for SWP facility.
- Please allow upto 7 days for SWP to be registered and the first SWP transaction to happen. Hence, form should be submitted atleast 7 days before the SWP start date.
- SWP Facility is available only on specific dates of the month viz. 1st / 7th / 14th / 21st/28th. In case of ambiguity / incomplete form, "1st" will be treated as the default option date.
- You can opt for an SWP for a fixed amount or appreciation on a weekly (on all five SWP dates) / monthly / quarterly basis. In case of ambiguity / incomplete form, monthly option will be treated as default option.
- SWP period has to be for minimum of 6 installments irrespective of frequency i.e. 6 dates in case of weekly option or 6 months in case of monthly option or 6 quarters in case of quarterly option.
- SWP withdrawal request should not be below Rs. 500/-. For investors availing of the withdrawal of 'appreciation' option, where, in any week, month or quarter, there is no appreciation or the appreciation is less than Rs. 500, withdrawal as mentioned above, will not be carried out. Even if withdrawal is not carried out due to lack of appreciation, the SWP will be terminated at the end of the specified period.
- Where start date is not specified clearly, SWP will be registered to start from a period after 7 days on the SWP date as available / mentioned. Where end date is not specified clearly, SWP will be registered for a period of three years.
- Investors may choose to discontinue this facility by giving 30 days' written notice to the Registrar.

INSTRUCTIONS FOR SYSTEMATIC TRANSFER PLAN (STP)

- If you are investing in a Scheme for the first time and wish to avail of STP, please fill in all the sections in the Common Application Form. The transfer details should be indicated in the STP Section of this form.
- Existing Investors are required to submit only this form (SIP / SWP / STP Form) indicating the existing Account/Folio Number and transfer details in the STP section
- Investors should ensure that they have complied with PAN and KYC requirements mentioned in KIM and general instructions, as may be applicable to them while opting for STP facility.
- Please allow upto 7 days for the STP to be registered and the first STP transaction to happen. Hence, form should be submitted atleast 7 days before the STP start date.
- STP Facility is available only on specific dates of the month, viz. 1st / 7th / 14th / 21st/28th. In case of ambiguity / incomplete form, "1st" will be treated as the default option date.
- You can opt for an STP for a fixed amount or appreciation on a weekly (on all five STP dates) / monthly / quarterly basis. In case of ambiguity / incomplete form, monthly option will be treated as the default option.
- STP period has to be for a minimum of 6 transactions / transfers irrespective of frequency, i.e. 6 dates incase of weekly option or 6 months incase of monthly option or 6 quarters incase of quarterly option.
- STP transfer request should not be below Rs.500/-. For investors availing of the transfer of 'appreciation' option, where in any week, month or quarter, there is no appreciation or the appreciation is less than Rs.500, switch as mentioned above, will not be carried out. Even if transfer is not carried out due to lack of appreciation, the STP will be terminated at the end of the specified period.
- Where start date is not specified clearly, STP will be registered to start from a period after seven days on the STP date as available / mentioned. Where end date is not specified clearly, STP will be registered for a period of ten years.
- You can choose to discontinue this facility by giving 30 days' written notice to the Registrar.

Email: service@dspblackrock.com
Website: www.dspblackrock.com

Contact Centre: 1800 200 4499

INSTRUCTIONS

Please read carefully the Scheme Information Document (SID), Statement of Additional Information (SAI), Key Information Memorandum (KIM) and all relevant Addenda before filling up the application form. Investors are deemed to have read and accepted the terms, as prevailing on the date of application being accepted and units being allotted even if they are using an old application form, subject to which these offers are being made, and bind themselves to the terms upon signing the application form.

All applications will be accepted subject to verification. Invalid or incomplete applications are liable to be rejected after acceptance and verification, and information will be sent to the address by general post.

All documents required to be submitted with the application form or later, like power of attorney, etc. should be in English language or notarized translated copy in English language.

General Instructions

- a. This application form may be used by both resident and non-resident investors.
- b. The application form should be filled in English in BLOCK LETTERS and the applicants' names and address should be provided in full (P.O. Box No. alone is not sufficient). Please tick ☐ in the appropriate box ☐, where boxes have been provided.
- c. Application forms that fall under any of the following categories are liable to be rejected and will not be returned to the customers. If applicable, the money paid will be refunded/returned without interest.
 - i. Application forms incomplete in any respect or where there is any over writing on the form without the applicant's counter signature.
 - ii. Application forms invalid / incomplete /ambiguous / without supporting documents in any respect.
 - iii. Application forms that are not accompanied by a payment instrument for the amount payable, such as a cheque or a demand draft, or an account-to-account transfer instruction to credit the account of DSP BlackRock Mutual Fund (Designated Account) on the same day.
 - iv. Application forms that the Trustee chooses to reject for any other reason determined at its sole discretion.
- d. No separate receipt will be issued for the application money. The bank / Investor Service Centre / Collection Centre will stamp and return the acknowledgement slip in the application form, to acknowledge receipt of the application, subject to verification.
- e. Irrespective of mode of holding, the sole/first-named holder will receive all account statements, dividend or redemption/refund warrants, and all other relevant correspondence.
- f. All allotments will be provisional, subject to realisation of payment instrument and subject to the AMC having been reasonably satisfied that the Mutual Fund has received clear funds. Any redemption or switch out transaction in the interim is liable to be rejected at the sole discretion of the AMC.
- g. Any subsequent changes in static information like address, bank details, dividend sub option etc. will be based on written communication from investors. These changes will be effected within 5 days of the valid signed request reaching the office of the Registrar at Chennai, and any interim financial transactions will be effected with last available/registered details only.
- h. **KYC & PAN Requirements:** PAN shall be the sole identification number and along with KYC compliance with CVL (CDSL Ventures Limited) is mandatory for all investors (including joint applicants, guardians, PoA holders and NRIs), irrespective of the amount of transaction.

Investors shall note that they need to comply with the Know Your Client (KYC) requirements, by submitting requisite documents to any Point of Service designated by CDSL Ventures Limited, getting and attaching the KYC acknowledgement with their purchase/SIP application. For more information, please log on to www.dspblackrock.com / www.cvlindia.com / www.amfiindia.com before investing.

Applications are liable to be rejected without any intimation to the applicants, if KYC requirements are not complied with by all the applicants and KYC acknowledgement is not enclosed with the purchase/SIP application.

Investors should further note that KYC applicability for various investor categories and threshold amount may change anytime in future. Hence, investors are requested to apprise themselves about KYC applicability before submitting their transactions to avoid rejections.

- i. Investments through Micro SIPs, i.e. where aggregate of installments per year per investor does not exceed Rs. 50,000, will be exempt from the requirement of PAN. Such investors must submit a valid and self attested standard photo identification and address proof document in lieu of PAN. List of acceptable documents are available with the ISCs of the AMC/Registrar. If the identification document is not in order, or registration of SIP results in aggregate of the SIP investments exceeding Rs. 50,000 per investor per year, the SIP will be rejected.
- j. Investors residing in the state of Sikkim are exempt from the mandatory requirement of PAN, provided they mention their Sikkim address on application form and provide a proof of such address, duly verified by bank managers or judicial authorities or ARN holders.
- k. If the investor wishes to invest directly, i.e. without involving the services of any agent or broker, DIRECT should be mentioned in the space provided for ARN Number. Any subsequent change / updation / removal of broker code will be based on the written request from the unitholders and will be on a prospective basis only from the date when the Registrar executes such written instruction.
- l. Investors should mandatorily use the application form/SIP debit form & SIP/SWP/STP form in the KIM booklet, and other standard forms available at the ISCs/www.dspblackrock.com, for any financial/non-financial transactions. Any transaction received in any non standard form, is liable to be rejected.
- m. Investors should provide details/instructions only in the space provided in the form. Any details/notings/information/instruction provided at a non designated area of the standard form being used, or any additional details, for which space is not designated in the standard form, may not be executed and the AMC will not be liable for the same.
- n. The AMC and its Registrar reserve the right to disclose the details of investors and

their transactions to third parties viz. banks, distributors from whom applications of investors are received and any other organization for the purpose of compliance with legal and regulatory requirements or for complying with anti-money laundering requirements.

1. First Applicants Details

- a. Applicants should fill in all details as requested in the relevant section. Name should be provided in full.
- b. If the applicant/s already has/have a folio with the Mutual Fund, the applicant should fill in the folio number, in order to invest in the same folio. Investment in the same folio will be possible only if the name(s) of the holder(s), the order of the holders, the mode of holding and the folio no. are the same and PAN/KYC details as required are updated/attached. The names of the holders, the mode of holding, etc., will remain as per the details available in the existing folio.
- c. Applicants should provide contact information such as correspondence address, telephone number/s and email address, status of first applicant and occupation. In the case of NRIs, overseas address should be provided. To receive communication at an Indian address, NRIs should separately communicate Indian address and their folio to the Mutual Fund.
- d. Applications under a Power of Attorney or by a limited company or a corporate body or an eligible institution or a registered society or a trust fund must be accompanied by the original Power of Attorney (or a duly certified true copy thereof) duly notarized, or the relevant resolution or authority to make the application (or duly certified copy thereof) as the case may be. All documents should be in English language or notarized translated copy in English language.
- e. For Investments On behalf of Minor : Where the investment is on behalf of minor by the guardian, please note the following important points.
 - The minor shall be the sole and only first holder in the account. Nomination facility is not available for applications/folios on behalf of a minor. Joint holders' details and nomination details, even if mentioned and signed will not be considered. ☐ Guardian of the minor should either be a natural guardian (i.e. father or mother) or a court appointed legal guardian.
 - Details like minor's date of birth, Guardian's relation with Minor, Guardian name, PAN, KYC are mandatory, along with supporting documents. ☐ Photo copy of the document evidencing the date of birth of minor like U.i. Birth certificate of the minor, or ii. School leaving certificate / Mark sheet issued by Higher Secondary Board of respective states, ICSE, CBSE etc., or iii. Passport of the minor, or iv. Any other suitable proof should be attached with the application form.
 - Where the guardian is not a natural guardian (father or mother) and is a court appointed legal guardian, suitable supporting documentary evidence should be provided.
 - If the mandatory details and/or documents are not provided, the application is liable to be rejected without any information to the applicant.
- f. PIN Issuance Instructions: A secured PIN for internet/telephone transactions is issued at the request of applicant/investor subject to terms and conditions agreed by the applicant/investor and availability of mandatory information like Date of Birth/Date of Incorporation, Email id, Mobile number, PAN availability of all holders and Name of Guardian/Contact person (where applicable). Applicants who wish to receive a PIN should read the terms and conditions of the PIN facility in the relevant SID. A PIN will be mailed to the Unit Holder entirely at his/her/its own risk.

2. Joint Applicants Details

- a. Joint applicants must fill in all details as requested in section 2.
- b. PAN and KYC compliance is mandatory for all applicants, irrespective of mode of holding. For more details, please refer General Instruction (h).
- c. Applicants should specify the mode of holding. If the mode of holding is not specified or is ambiguous, the default option for such applications will be 'Joint'.
- d. In the case of joint holders, the first-named holder will receive all account statements, dividend or redemption/refund warrants, and all other relevant correspondence.

3. Bank Account Details/ Multiple Bank Accounts Registration

- a. To protect the interests of investors from fraudulent encashment of cheques and as per the SEBI Regulations, it is mandatory for all investors of mutual fund schemes to provide their bank mandate. Applications without the mandatory bank details are liable to be rejected.
- b. The investor agrees that the proceeds towards redemptions and dividends will be dispatched by a reasonable mode of despatch like courier, post, UCP, etc. in case of cheque/demand draft or directly credited to the bank account (as per the details mentioned by the investor) in case of using direct credit facility, RTGS or NEFT, entirely and solely at the risk of the investor. The investor will not hold the Mutual Fund or the AMC or the Registrar responsible for any non-receipt or delay of receipt of redemption & dividend proceeds due to any negligence or deficiency in service by the courier company, postal authorities or the bank executing direct credits/RTGS/NEFT, or due to incorrect bank account details provided by the investor.
- c. **Multiple Bank Accounts Registration Facility:** The fund offers its investors facility to register multiple bank accounts for pay-in & payout purposes and designate one of the bank account as Default Bank Account. This facility can be availed by using a designated Bank Accounts Registration Form. In case of new investors, the bank account mentioned on the purchase application form, used for opening the folio, will be treated as default bank account till the investor gives a separate request to register multiple bank accounts and change the default bank account to any of other registered bank account. Registered bank accounts may also be used for verification of pay-ins (i.e. receiving of subscription funds) to ensure that a third party payment is not used for mutual fund subscription. Default Bank Account will be used for all dividends and redemptions payouts including FMP schemes maturity proceeds unless investor specifies one of the existing registered bank account in the redemption request for receiving redemption proceeds.

- d. Consequent to introduction of Multiple Bank Accounts Facility, the existing facility of redemption with change of bank mandate is discontinued by the fund. New bank accounts can only be registered using the designated Bank Accounts Registration Form. A new non-registered bank account specified in the specific redemption request for receiving redemption proceeds will not be considered.

- e. Bank Account Details with Redemption Request: Please note the following important points related to payment of redemption proceeds:

- a. Proceeds of any redemption request will be sent only to a bank account that is already registered and validated in the folio at the time of redemption transaction processing.
- b. Unit holder(s) may choose to mention any of the existing registered bank accounts with redemption request for receiving redemption proceeds. If no registered bank account is mentioned, default bank account will be used.
- c. If unit holder(s) provide a new and unregistered bank mandate with a specific redemption request (with or without necessary supporting documents) such bank account will not be considered for payment of redemption proceeds.
- f. Any request without the above mentioned documents will be treated invalid and will not be acted upon and any financial transaction, including redemptions, will be carried with the previous details only. Valid change of bank mandate requests with supporting documents will be processed within ten days of documents reaching the head office of the Registrar and any financial transaction request received in the interim will be carried with previous details only.

4. Investment and Payment Details

- a. Investors should fill in the desired Plan / Option / Sub Option clearly in the space provided in the application form. In case the investor does not fill in the desired Plan / Option / Sub Option properly and clearly or in the case of incomplete details, lack of clarity or ambiguity, the default option will be considered and applied. The Fund will not entertain any request from Unit Holders for a change in Plan / Option / Sub Option after the application is accepted.
- b. Any change in dividend sub option due to additional investment or customer request will be applicable to all existing Units in the dividend option of the scheme concerned.
- c. Payments by cash, stock invests, credit cards, post-dated cheques (except through SIP), and post-dated account-to-account transfer instructions to credit the Designated Account will not be accepted.
- d. Investors residing in locations where Investor Service Centres or Collection Centres are not located are requested to make payment by demand drafts. Demand draft charges for such investors will be borne by the AMC, subject to the standard demand draft charges, as charged by the State Bank of India, and the investors attaching proof of the charges.
- e. The cheque or demand draft should be payable locally at the centre where the application is deposited, and should be drawn on any bank that is a member of the Bankers Clearing House.
- f. The cheque or demand draft should be drawn in favour of DSP BlackRock (Scheme Name), as the case may be, and should be crossed Account Payee Only.
- g. A separate cheque should be given for each separate investment in a different scheme or plan or option.
- h. It is mandatory for NRIs to attach a copy of the payment cheque / FIRC / Debit Certificate to ascertain the repatriation status of the amount invested. NRI Applicants should also clearly tick on account type as NRE or NRO or FCNR to determine the repatriation status of the investment amount. The AMC and the Registrar may ascertain the repatriation status purely based on the details provided in the form under Investment and Payment details and will not be liable for any incorrect information provided by the applicants. Applicants will have to coordinate with their authorized dealers and banks to repatriate the investment amount as and when needed.
- i. Third Party Payment Avoidance & additional documents/declaration required: To safeguard the interests of applicant/investors and avoid fraudulent transactions in any other name, the mutual fund does not accept Third Party Payments. A payment towards mutual fund subscription by cheque/DD/RTGS/NEFT or any mode whatsoever is deemed as a Third Party payment, if payment is issued from a bank account other than that of the beneficiary investor. The first holder of the mutual fund folio has to be one of the joint holders of the bank account from which payment is made via cheque/Demand Draft (DD)/Funds transfer/RTGS/NEFT. Therefore, it is important for investors to mention the bank account number, bank name & branch address from where the payment is issued and the same should match with details on payment cheque/document (where applicable).

Where the payment instrument/advice does not mention the bank account holders name/s, investor should attach bank pass book copy/bank statement/bank letter to substantiate that the first unit holder is one of the joint holders of the bank account. Where a payment is through a DD, a bank certification of bank account and account holders name of the bank account used for DD issuance should be attached, in the required format.

In specific exceptional situations where Third Party payment is permitted like i. Payment by Parents / Grand-Parents / Related persons on behalf of a minor (other than registered guardian) in consideration of natural love and affection or as gift for value not exceeding Rs 50,000 for each purchase, ii. Payment by an Employer on behalf of Employee under Systematic Investment Plans through Payroll deductions or iii. Custodian on behalf of an FII or a client, KYC of the investor and the KYC of the person making the payment is mandatory irrespective of amount. Additionally, a joint declaration is also required to be submitted.

The AMC reserves a right to reject the transaction or call for additional details, if payment bank account and other details are not mentioned on the form and/or do not match with payment instrument and/or necessary documents and declaration, as applicable to respective investors and transactions, are not attached or are insufficient. In case the funds are transferred to the mutual fund account prior to the application rejection, then amount transferred may not be refunded or redeemed unless the investor establishes KYC with additional documentation.

Investors are advised to visit www.dsblackrock.com → Services for more details, including declaration formats or approach any of the offices of the fund.

Investor are strongly advised to avail Multiple Bank Accounts Registration facility and register their various bank accounts with the fund and avoid submitting additional documents every time.

- j. Returned cheques are liable not to be presented again for collection, and the accompanying application could also be rejected. In case returned cheques are presented, the necessary charges including returned charges may be debited to the investor.

- k. To safeguard the interests of applicant/investors and avoid fraudulent transactions in any other name, it is important for investors to mention the bank account number, bank name & branch address from where the payment instrument or funds transfer is issued and the same should match with details on payment cheque (where applicable). The AMC reserves a right to reject the transaction if such payment details are not mentioned and/or do not match.

5. Nomination Details

- a. Nomination can be made only by individuals applying for / holding Units on their own behalf singly or jointly. Non-individuals (including societies, trusts, bodies corporate, partnership firms, etc.), Kartas of Hindu Undivided Families (HUF) and holders of Power of Attorney cannot nominate. Nomination facility is also not available for investments held on behalf of minor.
- b. A minor can be nominated, and in that event, the name and address of the guardian of the minor nominee shall be provided by the Unit Holder. Nomination can also be in favour of the Central Government, State Government, a local authority; any person designated by virtue of his/her office, or a religious or charitable trust.
- c. The nominee shall not be a trust (other than a religious or charitable trust), society, body corporate, partnership firm, Karta of HUF or a Power of Attorney holder. An NRI can be a nominee, subject to the exchange controls in force from time to time.
- d. Nomination in respect of Units stands rescinded upon redemption of the Units.
- e. Transfer of Units in favour of a nominee(s) shall be valid discharge by the AMC against the legal heir.
- f. Cancellation of nomination can be made only by those individuals who hold Units on their own behalf singly or jointly and who made the original nomination.
- g. On cancellation of the nomination, the nomination shall stand rescinded and the AMC shall not be under any obligation to transfer the Units in favour of the nominee(s).
- h. The rights in the Units will vest in the nominee(s) only upon the death of all Unit Holders.
- i. Nomination can be made in favour of more than one, and upto three individuals. Investors who desire to make nomination in respect of multiple nominees should clearly specify the percentages to be allocated between the nominees. If no percentages are mentioned, nomination will be done equally for all the nominees.
- j. Nomination will maintained at the folio or account level and will be applicable for all investments in the folio or account.
- k. Where a folio has joint holders, all joint holders should sign the request for nomination, even if the mode of holding is not "joint".
- l. A new nomination request will imply simultaneous cancellation of existing nomination and request for fresh nomination.
- m. Applicants who do not wish to nominate, must at the designate space confirming their intention on not to nominate, failing which the form may be rejected at the discretion of the AMC/Fund.

6. Other Facilities / Email Communication

- a. Account statements, newsletters, annual reports and other kinds of communication can be sent efficiently via email, as provided for in the application form; hence applicants are encouraged to provide their email address in the application form.
- b. Account statements, newsletter, annual reports and other kinds of communication will be sent through email only instead of physical, for investors who provide their email address on the application form. Should they wish to have a hard copy, they are requested to send an email to service@dsblackrock.com.
- c. It is deemed that the Unit Holder is aware of all the security risks associated with online communication, including possible third-party interception of documents sent via email.

7. Declaration & Signatures

- a. Signature(s) should be in English or in any of the Indian languages specified in the Eighth Schedule of the Constitution of India.
- b. Thumb impressions and signatures in languages not specified in the Eighth Schedule of the Constitution of India should be attested by a magistrate or a Notary Public or a special Executive Magistrate under his/her official seal.
- c. Applications by minors should be signed by their guardians. In the case of an HUF, the Karta should sign on behalf of the HUF.
- d. Authorised officials should sign the form under their official designation and company seal. A list of specimen signatures of the authorised officials, duly certified and attested, should also be attached to the application form. In the case of a trust fund, a resolution from the trustee(s) authorising such purchase or investment should be submitted.

8. Trading in Units through Stock Exchange Mechanism

- a. This facility enables investors/unit holders to buy and sell the Units of the Scheme through the stock brokers registered with BSE and/or NSE in accordance with the operating guidelines provided by the exchanges. The investors can hold the Units in dematerialized mode in the accounts maintained with their Depository Participants. The investor shall be serviced directly by such stock brokers/Depository Participant. The Fund will not be in a position to accept any request for transactions or service requests in respect of Units bought under this facility in demat mode.

List of Official Points of Acceptance of Transactions*

DSP BlackRock Investment Managers Private Limited - Investor Service Centres

Ahmedabad	3rd Eye one, Office No 301, 3rd Floor, Opposite Havmor Restaurant, CG Road, Ahmedabad - 380006
Bengaluru	HM Geneva House, 1st Floor, Office No 104 to 107, # 14 Cunningham Road, Bangalore 560052
Bhubneshwar	Lotus House, Office premises No. 3, 2nd Floor, Plot No. 108 – A, Kharvel Nagar, Unit III, Master Canteen Square, Bhubneshwar – 751001.
Chandigarh	SCO 40-41, Ground Floor, Sector 9-D, Madhya Marg, Chandigarh - 160017.
Chennai	SPS Building No 185, 1st Floor, Anna Salai, Chennai - 600002.
Coimbatore	Tristar Towers, 1st Floor, East Wing, 657, Avinashi Road, Coimbatore - 641037.
Goa	Mathias Plaza, 4th Floor, 18 th June Road, Panjim ,Goa - 403001.
Guwahati	Mayur Gardens, Shop No-5, Upper Ground floor, G S Road, Guwahati - 781005.
Hyderabad	Mahavir Chambers, 1st Floor, Office No 103, Liberty Junction, Hyderabad - 500029.
Indore	Starlit Tower, Office No 206, 2nd Floor, 29/1, Y N Road, Indore - 452001.
Jaipur	Green House, Office No 201-204, O-15, Ashok Marg, C Scheme, Jaipur - 302001.
Jamshedpur	ShantiNiketan, 2nd Floor, Main Road, P.O Bistupur, Jamshedpur - 831001
Kanpur	Kan Chambers, Office No 701-703, 7th Floor, 14/113, Civil Lines, Kanpur - 208001.
Kochi	Office No 40 / 1045 H1, 6th Floor, Amrithaa Towers, M G Road, Kochi - 682001
Kolkata	Lords, Office No 301 & 309, 7/1, Lord Sinha Road, Kolkatta - 700071.
Lucknow	Speed Motors Building, 3rd Floor, 3 Shanazaf Road, Hazratganj, Lucknow - 226001.
Ludhiana	SCO-32, Regalia Heights, Ground Floor, Feroze Gandhi Market, Pakhowal Road, Ludhiana - 141001.
Mangalore	Maximus Commercial Complex, Office No UGI- 5, Light House Hill Road, Mangalore - 575001.
Mumbai	Maker Chamber VI, Office No. 126/127, 12th Floor, Jamnalal Bajaj Road, Nariman Point, Mumbai - 400 021.
Nagpur	Milestone, Office No. 108 & 109, 1st Floor, Ramdas Peth, Wardha Road, Nagpur - 440010.
Nashik	Bedmutha's Navkar Heights, Office No 1 & 2, 3rd Floor, New Pandit Colony, Sharanpur Road, Nasik - 422002.
New Delhi	Dr Gopal Das Bhavan, Upper Ground Floor, Barakhamba Road, New Delhi - 110001.
Patna	Dukhan Ram Plaza, Office No 304, 3rd Floor, Exhibition Road, Patna - 800001.
Pune	Business Guild, Office No 306, Law College Road, Erandawane, Pune - 411004.
Rajkot	Hem Arcade, Office No 303, Opposite Swami Vivekanand Statue, Dr Yagnik Road, Rajkot - 360001.
Surat	International Trade Centre, Office No G-28, Majura Gate Crossing, Ring Road, Surat - 395002.
Trivandrum	Menathotam Chambers, TC-2442(7), Pattom PO, Thiruvananthapuram - 695004
Vadodara	Sakar, Office No 402, Opp ABS Tower, Old Padra Road, Vadodara - 390007.
Vishakapatnam	Eswar Arcade, Cabin No.11, 1st Floor, 47-11-1/5, Dwarka Nagar, 1 Lane, Vishakapatnam - 530016.

CAMS Investor Service Centres and Transaction Points*

Visit www.camsonline.com for addresses

<ul style="list-style-type: none"> Agartala Agra Ahmedabad Ahmednagar Ajmer Akola Allahabad Alwar Alleppley Aligarh Amaravati Ambala Amritsar Anand Anantapur Angul Ankleshwar Asansol Aurangabad Bagalkot Balasore Bangalore Barnala Bareilly Basti Belgaum Bellary Berhampur Bhagalpur Bharuch Bhatinda Bhavnagar Bhilai Bhiwani Bhilwara Bhopal Bhubaneswar Bhuj Bhisawal 	<ul style="list-style-type: none"> Bikaner Bilaspur Bokaro Burdwan Calicut Chandigarh Chandrapur Chhindwara Chennai Chennai (OMR) Chittorgarh Cochin Coimbatore Cuttack Darbhangha Davenegere Dehradun Deoghar Dhanbad Dharmapuri Dhule Durgapur Eluru Erode Faizabad Faridhabad Firozabad Gandhidham Ghaziabad Goa Gondia Gondal Gorakhpur Gulbarga Guntur Gurgaon Guwahati Gwalior Halidia 	<ul style="list-style-type: none"> Haldwani Hazaribag Himmatnagar Hisar Hoshiarpur Hosur Hubli Hyderabad Ichalkaranji Indore Jabalpur Jaipur Jaipur Road Jalandhar Jalgaon Jalna Jammu Jamnagar Jamshedpur Jaunpur Jhansi Jodhpur Junagadh Kadapa Kakinada Kalyani Kanchipuram Kannur Kanpur Karimnagar Karnal Karur Katni Kestopur Khammam Khanna Kharagpur Kolhapur Kolkata: Main 	<ul style="list-style-type: none"> Kolkata:C.R.Avenue Kolkata: Howrah Kollam Kota Kottayam Kumbakonam Kurnool Latur Lucknow Ludhiana Madurai Malda Mangalore Manipal Mapusa Margao Mathura Meerut Mehsana Moga Moradabad Mumbai: Fort Mumbai: Andheri Mumbai: Thane Muzzafarpur Mysore Nadiad Nagpur Nalgonda Namakkal Nanded Nandyal Nasik Navsari Nellore New Delhi Nizamabad Noida Ongole 	<ul style="list-style-type: none"> Palakkad Palanpur Panipat Patiala Patna Phatankot Pondicherry Porbandar Proddatur Pune Rae Bareli Raichur Raipur Rajahmundry Rajapalayam Rajkot Ranchi Ratlam Ratnagiri Rohtak Roorkee Ropar Rourkela Sagar Saharanpur Salem Sambalpur Sangli Satara Satna Secunderabad Shahjahanpur Shillong Shimla Shimoga Siliguri Sirsa Sitapur Solan 	<ul style="list-style-type: none"> Sonepat Solapur Sriganganagar Srikakulam Surat Surendranagar Sultanpur Thiruppur Tirunelveli Tirupathi Tanjore Thiruvalla Tinsukia Trichur Trichy Trivandrum Tuticorin Udaipur Ujjain Unjha Vadodara Valsad Vapi Varanasi Vellore Veraval Vijayawada Visakhapatnam Warangal Wardha Yamuna Nagar Yavatmal
---	---	--	---	---	---

*Any new offices/centres opened will be included automatically.

For more information on DSP BlackRock Mutual Fund
Visit www.dspblackrock.com or call Toll Free No.: 1800-200-4499

Statutory Details: DSP BlackRock Mutual Fund was set up as a trust and the settlors/ sponsors are DSP ADIKO Holdings Pvt. Ltd. & DSP HMK Holdings Pvt. Ltd. (collectively) and BlackRock Inc. (Combined liability restricted to Rs. 1 lakh). **Trustee:** DSP BlackRock Trustee Company Pvt. Ltd. **Investment Manager:** DSP BlackRock Investment Managers Pvt. Ltd. **Risk Factors:** Mutual funds, like securities investments, are subject to market and other risks and there can be no assurance that the Schemes objectives will be achieved. As with any investment in securities, the NAV of Units issued under the Schemes can go up or down depending on the factors and forces affecting capital markets. Past performance of the sponsor/ AMC/ mutual fund does not indicate future performance of the Schemes. Investors in the Schemes are not being offered a guaranteed or assured rate of return. Each Scheme/ Plan is required to have (i) minimum 20 investors and (ii) no single investor holding >25% of corpus. If the aforesaid point (i) is not fulfilled within the prescribed time, the Scheme/ Plan concerned will be wound up and in case of breach of the aforesaid point (ii) at the end of the prescribed period, the investor's holding in excess of 25% of the corpus will be redeemed as per SEBI guidelines. **The names of the Schemes do not in any manner indicate the quality of the Schemes, their future prospects or returns.** For scheme specific risk factors, please refer the SID. For more details, please refer the Key Information Memorandum cum Application Forms, which are available on the website, www.dspblackrock.com, and at the ISCs/ Distributors. **Please read the Scheme Information Document and Statement of Additional Information carefully before investing.**

FORMS COMPLETION AND SUBMISSION CHECK LIST

(A) COMMON APPLICATION FORM

- ☐ Application Form is complete in all respect like Name, Address, Contact Details, Status, PAN.
- ☐ Mode of holding is specified in case of more than one applicants.
- ☐ Bank Account Details are complete. Bank account number is provided in full and not abbreviated.
- ☐ Appropriate Scheme, Plan, Option are mentioned clearly.
- ☐ Cheque or DD is drawn in favour of the Scheme Name and crossed Account Payee.
- ☐ Pay In Bank details are mentioned.
- ☐ Additional documents provided if investor name is not pre-printed on payment cheque or if Demand Draft is used.
- ☐ Additional documents provided in case of specific exceptional Third Party Payments.
- ☐ Application number/folio number is mentioned on the reverse of the instrument.
- ☐ Nomination details are provided by Individual Applicants.
- ☐ PAN Information (for all applicants) is provided alongwith copy of PAN card duly attested or original PAN card is furnished for verification.
- ☐ KYC Letter (for all applicants) is attached.
- ☐ Form is signed by all applicants.
- ☐ For Non Individual Applicants: Resolution / Authority to invest, authorized signatory list and other documents as mentioned in the instructions (duly certified true copies) based on status of the non individual applicant are enclosed with the form.

(B) SIP AUTO DEBIT FORM*

*In addition to list A

- ☐ Application Form is complete in all respect. Name, Application Number/ Folio, Scheme, Plan, Option are mentioned clearly.
- ☐ SIP Date, SIP Frequency has been ticked correctly.
- ☐ Start month and End month is clearly mentioned as Month – Year.
- ☐ Bank Name, Full Branch Address, Full Account Number, MICR Code for debit has been mentioned clearly and legibly.
- ☐ Form is signed by all applicants as in bank records in two places as specified.

(C) SIP / SWP / STP FORM*

*In addition to list A

- ☐ Application Form is complete in all respect.
- ☐ Name, Application Number/ Folio, Scheme, Plan, Option are mentioned clearly.
- ☐ Dates, Frequency has been ticked correctly.
- ☐ Period as Start Month and End Month is clearly mentioned as Month – Year.
- ☐ Scheme details for STP To are mentioned and ticked properly.
- ☐ Form is signed by all applicants.

ACCOMPANYING DOCUMENT CHECKLIST

Please submit following documents as applicable to investor with the application. All documents should be original/true copies certified by a Director/Trustee/Company Secretary/Authorised Signatory. Documents should be in English or translated in English duly notarized.

Documents	Individual/HUF	NRIs/PIOs	Investments through POA	Companies	Partnership Firms	Trust / Societies	FIs
Certified True Copy of PAN/ Micro SIP ID proof	✓	✓	✓	✓	✓	✓	✓
KYC (as applicable)	✓	✓	✓	✓	✓	✓	✓
Notarised Power of Attorney			✓				
PIO / OCI Card		✓					
List of Authorised Signatories with Specimen Signature[s]			✓	✓	✓	✓	✓
Board Committee Resolution/ Authorisation to invest				✓	✓	✓	✓
Overseas Auditors' Certificate							✓
FIRC where payment is made by DD from NRE or FCNR A/c		✓					✓

Visit www.dspblackrock.com > Services to know more on



ePay



eMail Services



AnyTime Call
1800-200-4499



eSMS Services



eMail Back



Request Statement

www.dspblackrock.com

Email:
service@dspblackrock.com

Contact Centre:
1800-200-4499

DSP BLACKROCK
MUTUAL FUND